



Tennessee Bureau of Investigation Crime Statistics Unit



Recidivism Study

Release Date: August 17, 2007



PHIL BREDESEN
Governor

TENNESSEE BUREAU OF INVESTIGATION

901 R.S. Gass Boulevard
Nashville, Tennessee 37216-2639
(615) 744-4000
TDD (615) 744-4001



Mark Gwyn
Director

August 17, 2007

Ladies and Gentlemen:

We are pleased to present a study of recidivism rates of felons released from the Tennessee Department of Correction and local jails. This study conducted by the Tennessee Bureau of Investigation's Crime Statistics Unit involved extensive research and took several months to complete. For the study, a sample of 1,116 offenders released during the calendar year 2001 were tracked over a three year period to determine if they were recommitted or rearrested for either felony or misdemeanor offenses. Information on commitments and re-arrests was obtained from the Tennessee Department of Correction and from the Tennessee criminal history files as well as the criminal history files at the FBI.

It is my hope this report on recidivism and re-arrest rates will provide valuable information for all who review it. I want to offer my thanks to the Statistical Analysis Center Advisory Board members for their continued support of the Crime Statistics Unit. The Tennessee Department of Correction also deserves considerable recognition for the cooperation and assistance required by this project.

I am personally appreciative of your gracious and continued support as we confront the many challenges related to providing a safer society for the citizens of Tennessee. As always, the Bureau stands ready to assist you in matters of mutual concern.

Sincerely,

Mark Gwyn
Director



Table of Contents

Overview.....	1
Purpose	1
Description.....	1
Layout	2
Comparison of Groups.....	3
Summary of Findings – Sex Offenders.....	4
Release Type.....	5
Visual Analysis.....	6
Sex Offenders Arrested in Other States	9
Summary of Findings – Other Offenders.....	10
Release Type.....	11
Age and Race Demographics.....	12
Primary Offense	15
Other Offenders Recidivating in Other States	16
Appendix A – Sex Offenders	
Recidivism Rate of Sex Offenders in 2001.....	18
Original Offense vs. Recommitment Offense Category	19
Recommitment or Re-arrest by Offense Type	20
Recommitment and Re-arrest by Time Frame by Release Type	21
Appendix B – Other Offenders	
Recidivism Demographics of Other Offenders.....	25
Recidivism of Other Offenders by Original Offense Category	26
Re-arrested or Recommitted by Time Frame.....	27
Re-arrested by Time Frame	28
Recommitted by Time Frame	29
Original Offense Category vs. New Offense Category	30
Original Offense vs. Re-arrest Category.....	31
Original Offense vs. New Commitment Offense Category	32
Re-arrested Time Frame by Original Offense by Release Type.....	33
Recommitment Time Frame by Original Offense By Release Type	37
Definitions.....	41

Overview

Purpose of the Study:

The Tennessee Statistical Analysis Center (TSAC) was one of eleven state SAC's chosen to participate in a multi-state study. The study focused on all male sex offenders who were released from incarceration during calendar year 2001. The offenders were tracked for three years after their release to determine the recidivism rate of the group. A stratified sample based on primary incarceration offense of non-sex offenders released was also tracked for three years as a comparison. State and national criminal histories were generated for both groups of offenders. Additionally, data was obtained from the Tennessee Department of Correction's Tennessee Offender Management Information System (TOMIS) to identify offenders recommitted for technical violations of supervised release.

Description of the Study:

A database was obtained from the Tennessee Department of Correction that contained all felony offenders released from Tennessee jails and prisons during the year of 2001. All sex offenders were studied and a stratified sample was generated of released offenders with other offenses. For both studies only male subjects were tracked. The offenders studied were released from prison or jail to parole, probation, community corrections, or released after the expiration of their sentence. The study did not include offenders who were initially sentenced to community correction or probation without serving a period of incarceration.

Recidivism is defined as the return to criminal habits, including recommitment for new offenses or a technical violation of supervised release. To determine the rate of recidivism, the records of 557 Sex Offenders were examined for a three year period following the date of their release from custody. A stratified sample of 559 male felons based on proportion of the offense group within all releases was studied for comparison purposes.

The study includes information on offenders who were rearrested and recommitted as well as those who had no further known contact with the criminal justice system. For the purpose of this study "recommitted" was defined as offenders who were committed for a new conviction or recommitted as a result of a technical violation of the rules of their supervision within three years of their release from incarceration. "Rearrested" was defined as offenders who were arrested for a new offense, but were not recommitted within three years following the date of their release. Recombitment and rearrest information was obtained from the Tennessee Offender Management Information System (TOMIS) of the Tennessee Department of Correction and from criminal history information obtained from the National Crime Information Center (NCIC) and the Tennessee Criminal History System (TCHS). The recommitment and rearrest may have occurred in Tennessee or in any other jurisdiction and are noted if the arrest occurred outside Tennessee.

For the purpose of this study, technical violations were counted for those offenders who did not commit a new offense and were only committed for a technical violation of supervision the three year period. If the offender returned on a technical violation because of a new offense conviction the new sentence would have been counted and the technical violation would have been disregarded.

Layout of Study:

The body of the report contains analysis based on offenders recommitted, rearrested, or those offenders who did not recidivate within the three year time frame. The report contains information on various data elements including release type, race characteristics, age, days between arrests, number of offenders rearrested but not incarcerated and the average number of offenses committed.

Comparison Summary

Category	Sex Offenders		Other Offenders	
Offenders	506		523	
Total Recidivated	283	55.9%	407	77.8%
Success	223	44.1%	116	22.2%
Arrested With No Recommit	141	27.9%	137	26.2%
Recommitted	142	28.1%	270	51.6%
Released to Expiration of Sentence	299	59.1%	149	28.5%
Released to Regular Probation	134	26.5%	191	36.5%
Released to Regular Parole	31	6.1%	142	27.2%
Released to Community Correction	24	4.7%	38	7.3%
Released to Interstate Compact Transfer	5	0.9%	3	0.5%
Released to Mandatory Parole	4	0.7%	0	0.0%
Released to Illness	9	1.8%	0	0.0%
Average Age at Recommit	38		33	
Average Number of Days Between Release and Arrest	375		322	
Average Number of Days Between Release and Recommit	460		429	
Recommit with a Similar Offense	20		41	
Recommit with a Similar / Lesser Offense	4		9	
Recommit with a Similar / Higher Offense	4		9	
Out of State Re-Arrested or Recommitted	18		27	

The study demonstrated a marked difference between the recidivism of sex offenders and offenders with other primary offenses who were released. The sex offender group showed a success rate of 44.1%, almost double the rate of the other release group. Only 28.1% of the sex offenders released were recommitted into the prison system while 51.6% of all other releases were recommitted. Both groups showed similar arrest rates with no readmission into the prison system.

Sex offenders were more likely to serve their entire sentence when compared to offenders released with other sentences. Other offenders were more likely to be released to some type of supervision.

The average age at recommitment was 38 years of age for sex offenders compared to 33 years for the other offenders. Sex offenders, on average, were on the street longer before being rearrested or recommitted.

Summary of Findings – Sex Offenders

Findings:

Of the 557 Sex Offenders released in 2001:

- The study included all males with the following racial breakout: 318 - White, 188-Black
- The following released offenders were excluded from the study: 12 females; one offender released to federal detainer before being deported; 9 offenders who died of natural causes; 1 who was a homicide victim; 15 offenders released to detainer; and 13 offenders released to Court / Administrative Discharge. The remaining 506 offenders were tracked for three years.
- 223 Offenders (44.1%) had no known contact with the criminal justice system.
- 141 (27.9%) Offenders were arrested one time but were not readmitted in the TDOC prison system.
- 142 (28.1%) Offenders were recommitted into the TDOC prison system.
- The most frequent recommitment type was Crimes Against Society violations with 41 offenses (28.9%).
- Arrest offense types that were similar to the offense resulting in the original incarceration and release in 2001 were ranked as similar, lesser or higher. 20 offenses were similar, 4 were lesser and 4 were higher.
- Average number of days between release and readmission to the TDOC prison system was 460 days.
- Average age at readmission was 38.
- Average number of offenses committed by those readmitted was 2.8.
- Average number of days between release date and arrest date was 375 days.
- Average age of single arrest category was 32.
- 22 (7.8%) offenders were rearrested and 31 (11.0%) recommitted between zero and six months of their release.
- 50 (17.7%) offenders were rearrested and 27 (9.5%) recommitted between six months and one year of their release.
- 46 (16.3%) offenders were rearrested and 48 (17.0%) recommitted between one and two years of their release.

- 24 (8.5%) offenders were rearrested and 35 (12.4%) recommitted between two and three years of their release.
- Sex offenders with the highest rearrest rates were statutory rapists (30.7%), offenders who committed sexual battery (17.9%) and rapists (15.0%).
- Sex offenders with the lowest rearrest rate were those in prison for attempted rape of a child (0.0%), criminal exposure to HIV (0.0%), criminal sexual conduct–1st degree (0.0%) and incest (0.0%).
- Within 3 years, 3.5% of released rapists were rearrested for another rape, and 4.7% of released statutory rapists were rearrested for another statutory rape.
- A total of 18 sex offenders crossed state lines and were either rearrested or recommitted. Of that number, 16 were arrested with no incarceration while 2 were incarcerated in Georgia. Five (5) bordering states showed arrests of Tennessee sex offenders with Oregon being the greatest distance traveled. The incarceration offenses in Georgia were failure to register as a sex offender and indecent exposure.
- Race: whites were more likely than blacks to be –
 - Recommitted (51.4% verses 48.5%)
 - Rearrested without incarceration (55.3% verses 44.7%)
 - Neither recommitted or arrested (70.1% verses 29.5%)
- Offenders released due to death, detainer and administrative / court release were noted in the appendix but were not included in the analysis.

Release Type:

Information provided by TDOC

- 299 (59.1%) Offenders were released due to expiration of sentence.
- 31 (6.1%) released to regular parole.
- 4 (0.8%) released to mandatory parole.
- 134 (26.5%) released to regular probation.
- 24 (4.7%) released to community corrections program.
- 9 (1.8%) released due to illness.
- 5 (0.9%) released to Interstate Compact (ISC) transfer.

Visual Analysis:

Figure 1.1 denotes the findings that 62.8% of the offenders released were white males with 37.2% being black males.

Figure 1.1

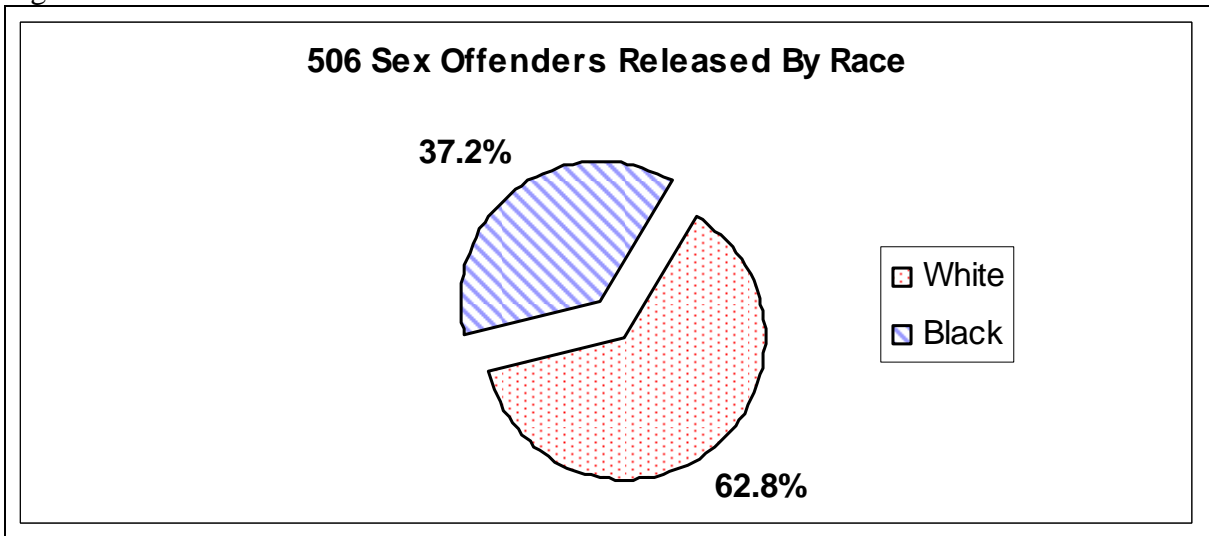


Figure 1.2 provides the racial distribution of the 223 sex offenders who had no further criminal justice system contact after release.

Figure 1.2

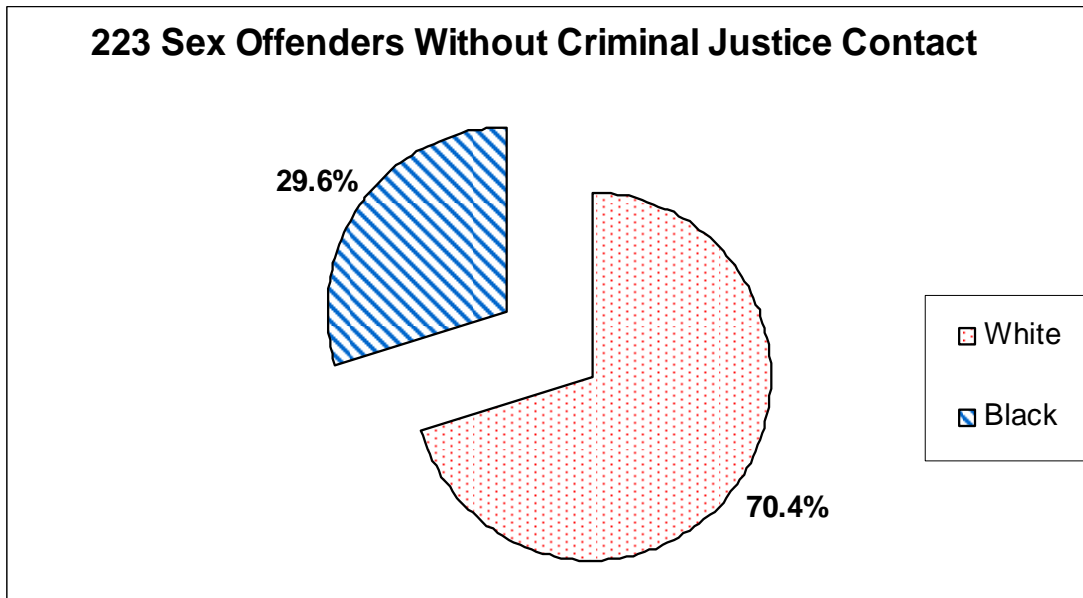


Figure 1.3 illustrates the racial distribution of the 141 sex offenders released from custody who were rearrested at least once but were not readmitted into the TDOC system. The most frequent arrest offense category was Crimes Against Society which includes drug offenses.

Figure 1.3

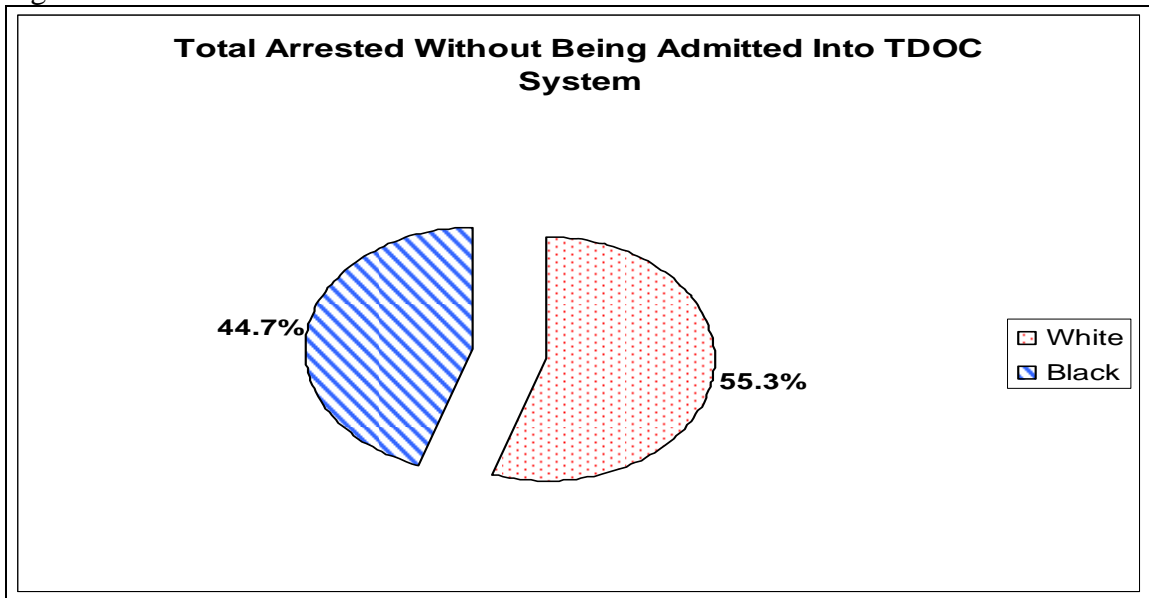


Figure 1.4 denotes the release types by category.

Figure 1.4

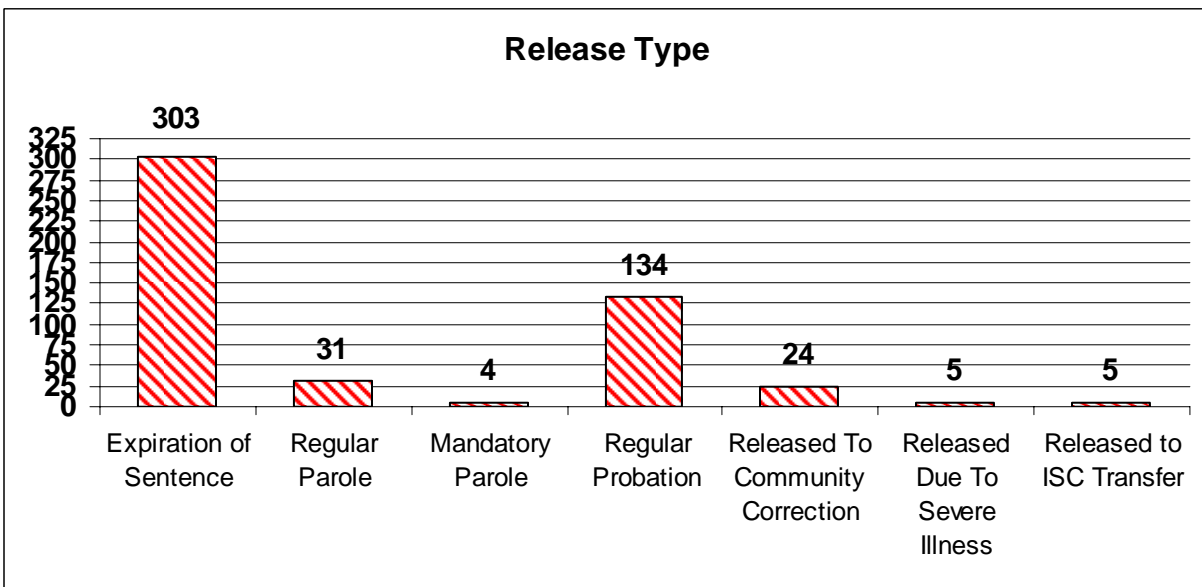


Figure 1.5 shows the success rate, readmission and re-arrest rate results: 44.1% of the offenders were not rearrested or readmitted into the TDOC system. Only 27.9% of the offenders were readmitted into the TDOC system. The overall recidivism rate was 55.9% for sex offenders in the study.

Figure 1.5

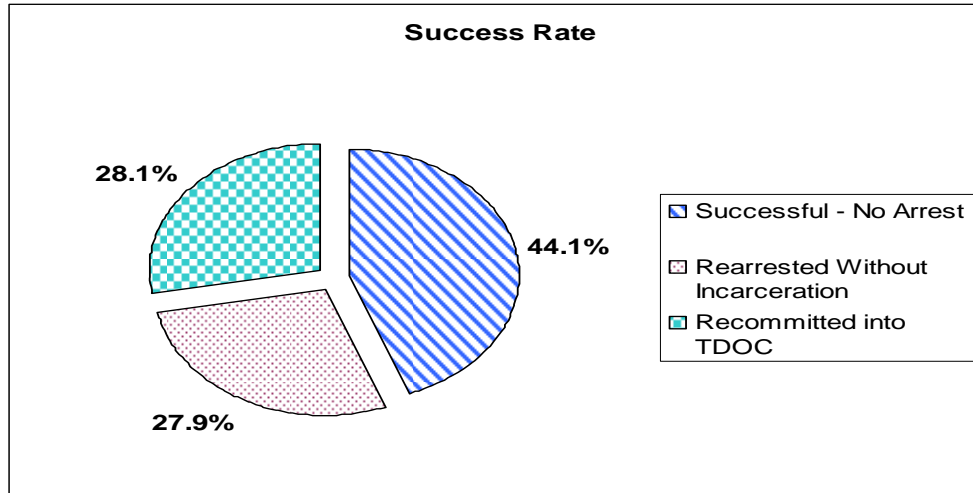
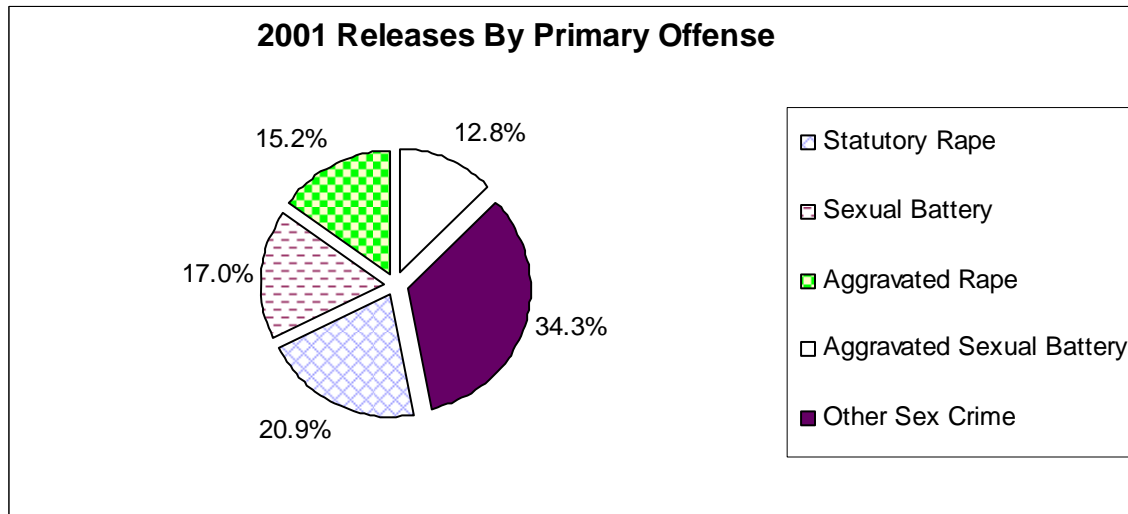
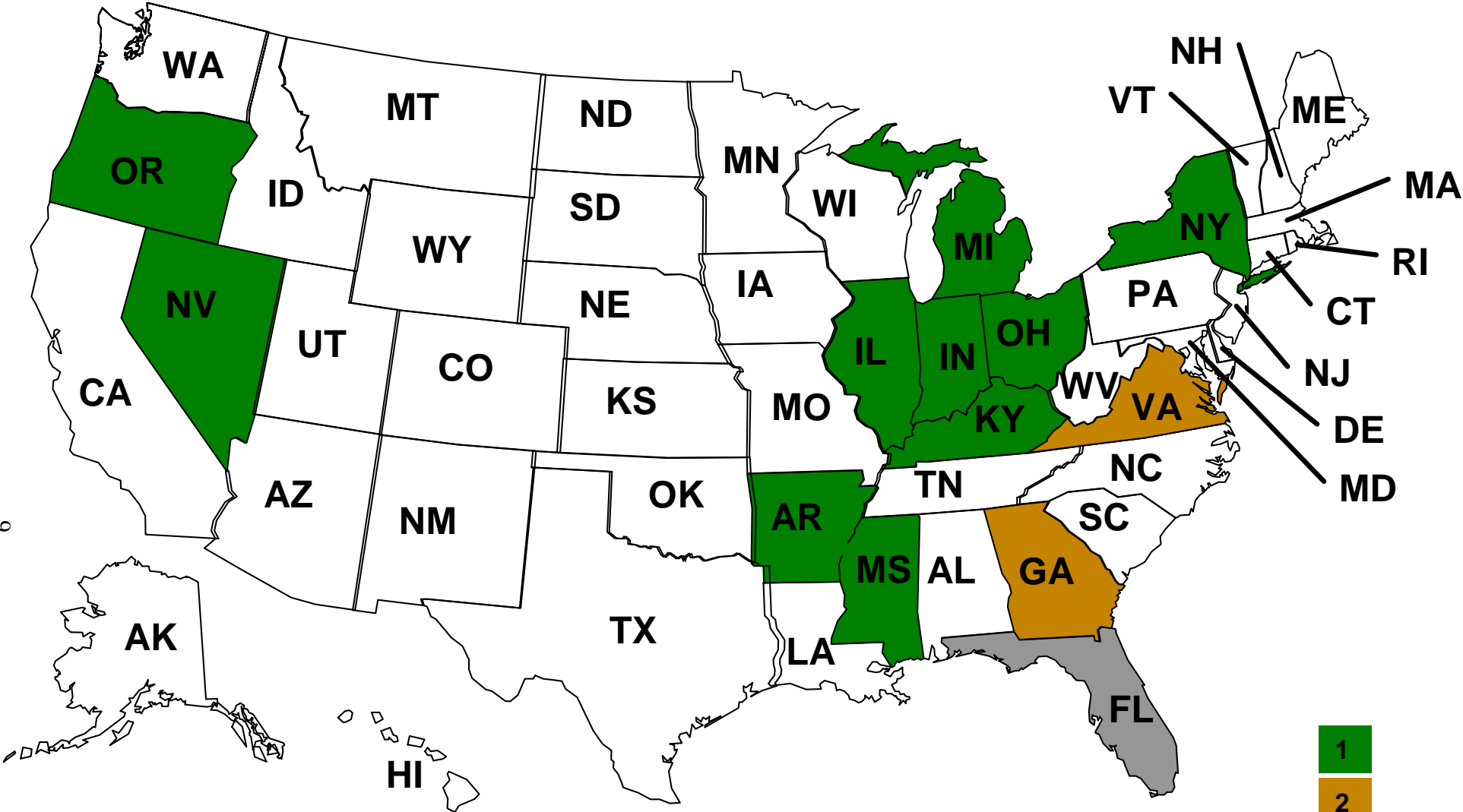


Figure 1.6 shows the most frequent Sex Crime Offenses for the offender study released in 2001. Of those who recidivated, 7.6% were admitted due to another sex offense. The remaining 34.3% of the primary offenses are provided in Appendix A.

Figure 1.6



Sex Offenders Recidivating Outside Tennessee



Georgia was the only state where recommitment occurred for the two offenders. All other states only had arrests.



Summary of Findings – Other Offenders

A stratified sample of 559 males from a population of 10,478 males released in 2001 was generated. The following 36 offenders were excluded from the study: 6 died; 15 were released to detainer; 14 were released on a Court or Administrative Discharge; and one offender was deported upon release. All offenders released were grouped according by primary offense and a stratified sample was generated based on the similar offense breakdowns.

The 523 males were included in the other offender group. Demographics of the sample included: average age of 32; 246 (47.0%) - white, 276 (52.8%) - black and 1 (0.2%) - American Indian. The 523 males were 5.0% of all males released in 2001.

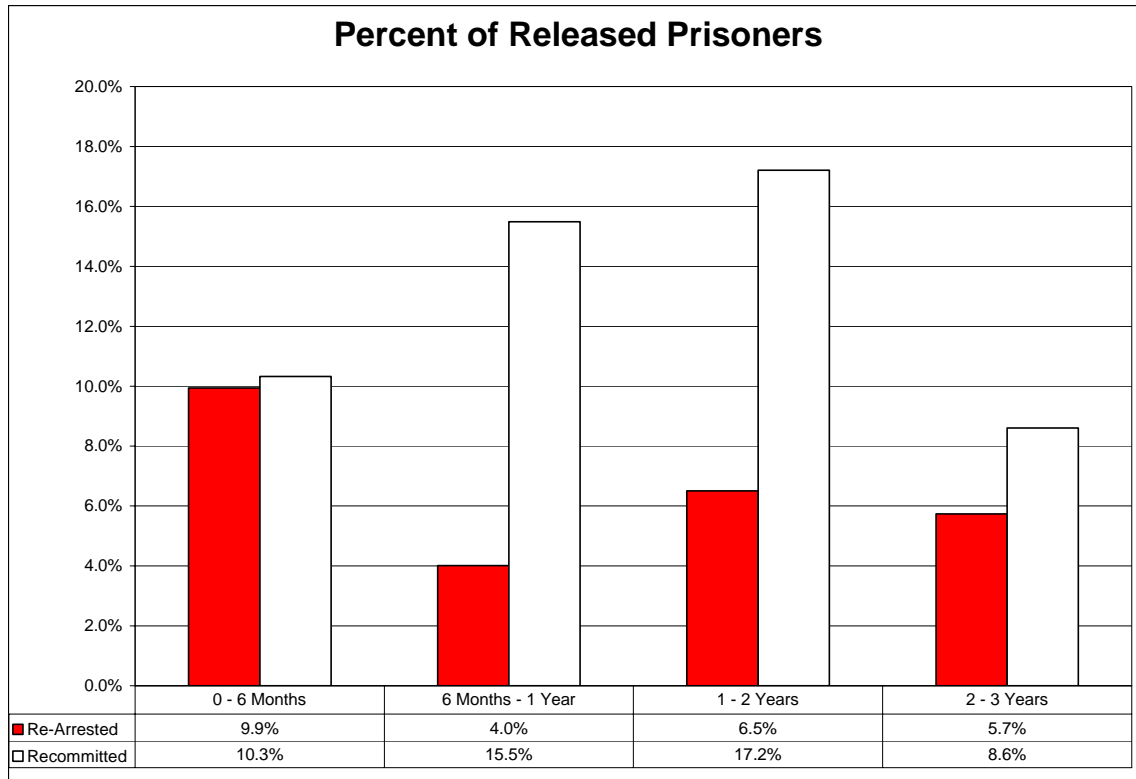
Findings:

- The 407 (77.8%) males who were re-arrested or recommitted after their release had an average age of 32 at the time of re-arrest and consisted of 190 white, 216 black, and 1 American Indian and the average time between release and re-arrest was 322 days. The average number of arrest offenses was 1.3.
- 116 (22.2%) males had no known contact with the criminal justice system after their release with an average age of 34 consisting of 56 white and 60 black.
- 137 (26.2%) males had at least one arrest but were not readmitted to the TDOC system with an average age at the time of re-arrest of 31 and consisting of 70 white and 67 black. The average number of days between the time of release and re-arrest was 394. The average number of arrest offenses was 1.4.
- 270 (51.6%) males with an average age of 33 were recommitted into the TDOC system. Of those 270, 1 was American Indian, 120 were white, and 149 were black. The average number of days between the time of release and recommitment was 429. The average number of offenses for those recommitted is 1.3.
- The most frequent recommitment type into the TDOC system was a “Technical” offense totaling 95 (18.2%), while the most frequent arrest offense was “Theft of Property” at 33 (6.3%).
- 52 (9.9%) males were re-arrested and 53 (10.1%) recommitted between zero and six months of their release.
- 21 (4.0%) males were re-arrested and 82 (15.7%) recommitted between six months and one year of their release.
- 34 (6.5%) males were re-arrested and 89 (17.0%) recommitted between one and two years of their release.

- 30 (5.7%) males were re-arrested and 46 (8.8%) recommitted between two and three years of their release.

Figure 2.1 shows the re-arrested and recommitted rate as a percentage of the total released for each time range.

Figure 2.1



- Of the 270 (51.6%) males who were recommitted, 211 had a new offense, 9 had a similar yet more serious offense, 9 had a similar yet less serious offense, and 41 had a similar or same offense.
- 11 (2.1%) males were arrested on the same day of their release with an average age of 28 and an average number of offenses of 1.4. Of the 11, 6 did not return to jail while 1 of the remaining 5 that did return, returned on the same day he was released.
- 27 (5.2%) males were arrested outside the state of Tennessee with an average age of 33 at the time of re-arrest and an average number of offenses of 1.1. Of the 27, 15 were not recommitted. Florida had 4 arrests followed by Georgia with 3 arrests. All other out of state arrests had less than 3 arrests.

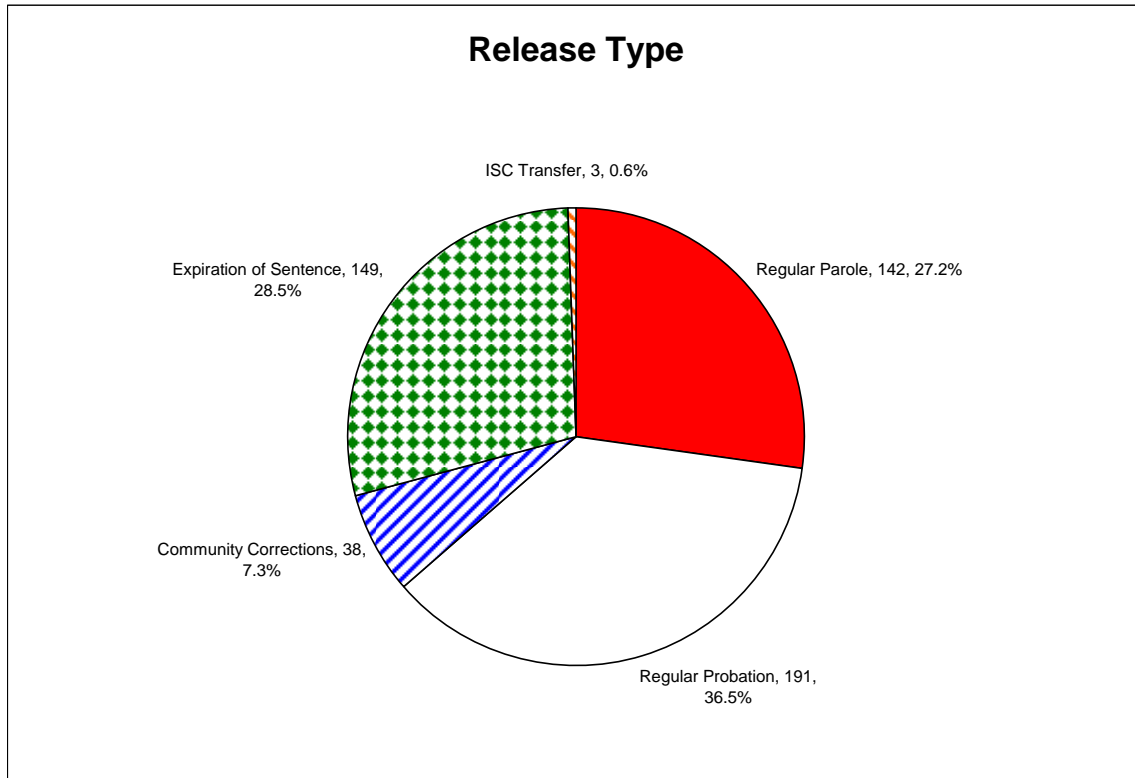
Release Type:

<ul style="list-style-type: none"> • 142 (27.2%) released to Regular Parole. • 191 (36.5%) released to Regular Probation. • 149 (28.5%) released to Expiration of Sentence. 	<ul style="list-style-type: none"> • 38 (7.3%) released to Community Corrections. • 3 (0.6%) released to Interstate Compact Transfer.
--	---

- Offenders released due to death, detainer and administrative / court release are denoted in the appendix but were not included in the analysis.

Figure 2.2 shows the release type of the 523 studied offenders.

Figure 2.2



Age and Race:

- There was not a statistically significant difference between white and black males who were released, re-arrested, or recommitted.
- The ages at time of release ranged from 18 to 63, while the ages at time of recommitment ranged from 19 to 62. The recommitment rates for a male released at age 43 or older may not be an accurate depiction of the population due to the small sample size for those categories.
- 458 (87.6%) of males were released between the ages of 18 and 42.
- The total percentage of males at the time of re-arrest or recommitment between the ages of 18 and 42 was consistent with the percentage of males released.

Note: Because the age groups were studied at the different times of release, re-arrest, and recommitment, it is possible to have more males in a re-arrest age group than in the same age group for the release. The number of re-arrest or recommitted may contain males released in two age groups.

Figure 2.3 shows the number of offenders in each age range at the time of release, re-arrest, and recommitment.

Figure 2.3

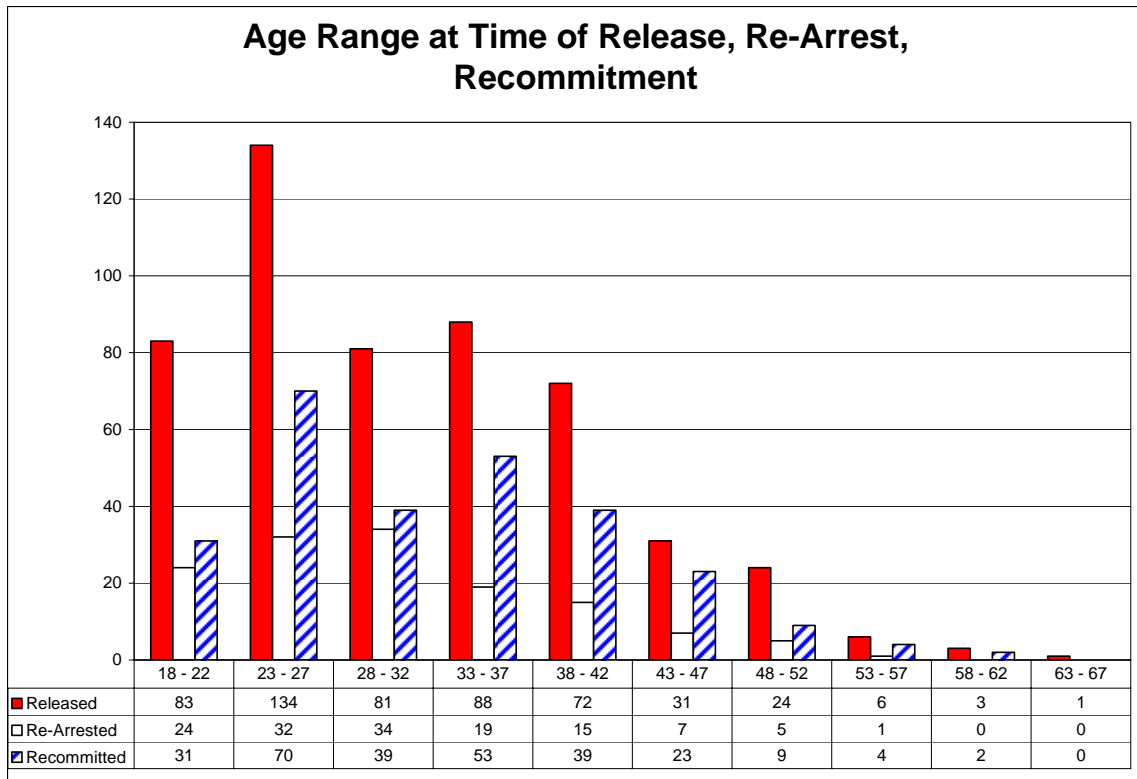
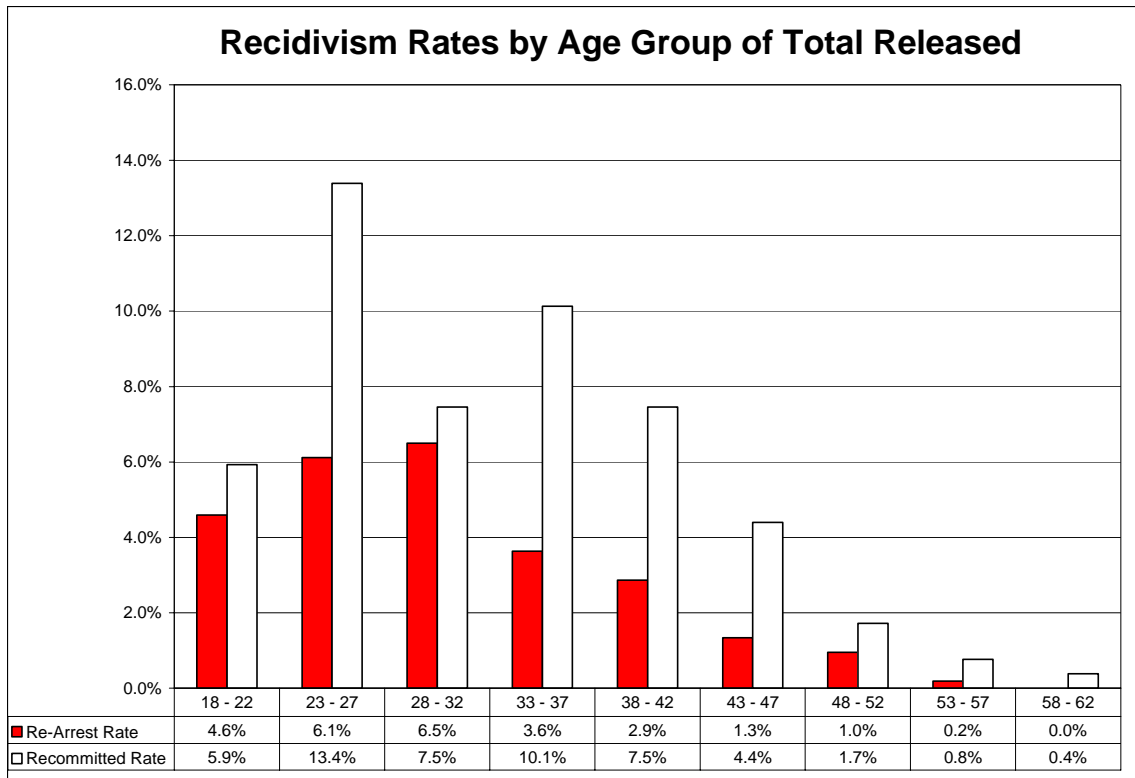


Figure 2.4 shows the re-arrested and recommitted rate as a percentage of the total released for each age range.

Figure 2.4



Offense Categories:

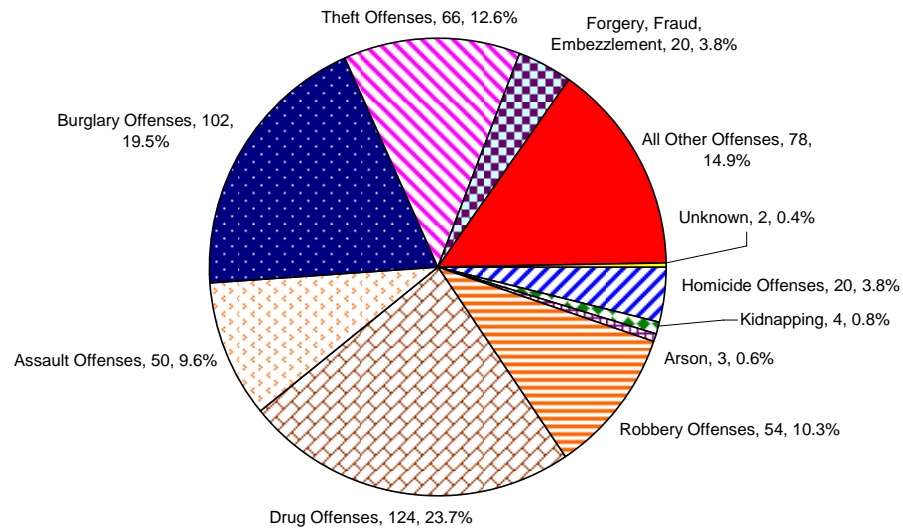
Primary Offense Category:

<ul style="list-style-type: none"> • 20 (3.8%) Homicide. • 0 (0.0%) Sex offenses. (See Recidivism Study of Sex Offenders.) • 4 (0.8%) Kidnapping. • 3 (0.6%) Arson. • 54 (10.3%) Robbery. • 124 (23.7%) Drug offenses. • 50 (9.6%) Assault offenses. 	<ul style="list-style-type: none"> • 102 (19.5%) Burglary. • 66 (12.6%) Theft. • 20 (3.8%) Forgery, Fraud, or Embezzlement. • 78 (14.9%) All Other. “All other” is defined as offenses that are not included in another category. This category includes Vandalism, Weapon Law Violations, and Misdemeanors such as DUI and Bad Checks. • 2 (0.4%) Unknown.
---	--

Figure 2.5 shows the primary offense category of the 523 released offenders.

Figure 2.5

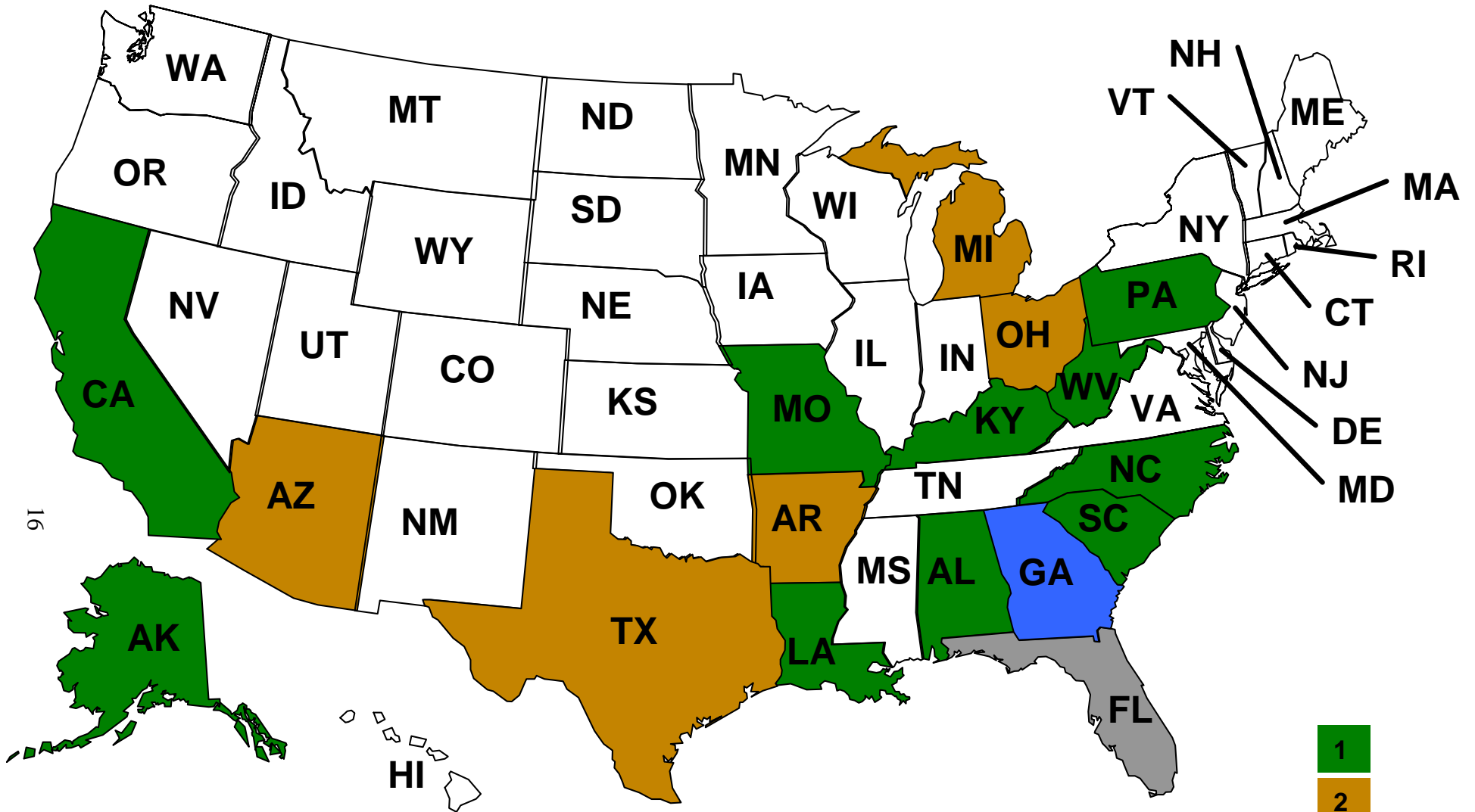
Primary Offense of Released Offenders



New Offense Category:

- Of the 270 (51.6%) males who were recommitted, 3 were for Homicide, 1 was for Sex offense, 1 was for Kidnapping, 6 were for Robbery, 28 were for Drug offenses, 22 were for Assault offenses, 19 were for Burglary, 24 were for Theft, 71 were for All Other offenses, and 95 were Technical offenses.

Other Offenders Recidivating Outside Tennessee



Florida was the only state where recommitment occurred for the four offenders. All other states only had arrests.

Appendix

Appendix A - Sex Offender Data

Rate of Recidivism of Sex Offenders Released in 2001,
by Original Offense Category

Released Sex Offenders who, within 3 years, were --

Original Offense Category	Released Prisoners Included in the Study	Released Prisoners Included in the Study as a Percentage	Average Age at Time of Release	Average Number of Days Served Prior to Release	Re-Arrested or Recommitted	Re-Arrested or Recommitted as a Percentage	Recommitted	Recommitted as a Percentage	Recommitted with a New Offense	Recommitted with a New Offense as a Percentage
Sex Offenses	506	100.0%	38	2254	136	25.5%	140	8.6%	45	8.4%
Statutory Rape	106	20.9%	39	2497	18	3.6%	43	8.5%	3	0.6%
Sexual Battery	86	17.0%	39	2342	19	3.8%	25	4.9%	8	1.6%
Aggravated Rape	77	15.2%	39	2506	29	5.7%	16	3.2%	13	2.6%
Aggravated Sexual Battery	65	12.8%	39	2498	19	3.8%	6	1.2%	2	0.4%
Rape	57	11.3%	39	2499	16	3.2%	21	4.2%	7	1.4%
Att.Aggravated Sexual Battery	41	8.1%	39	2505	13	2.6%	9	1.8%	3	0.6%
Attempted Rape	30	5.9%	38	2507	11	2.2%	8	1.6%	4	0.8%
Incest	11	2.2%	39	2433	2	0.4%	0	0.0%	0	0.0%
Attempted Aggravated Rape	9	1.8%	39	2450	4	0.8%	1	0.2%	1	0.2%
Attempted Rape Of A Child	7	1.4%	39	1801	0	0.0%	2	0.4%	0	0.0%
Promoting Prostitution	7	1.4%	32	60	1	0.2%	4	0.8%	0	0.0%
Criminal Exposure to HIV	2	0.4%	36	1015	0	0.0%	0	0.0%	0	0.0%
Sexual Exploitation of A Minor	3	0.6%	24	745	1	0.2%	1	0.2%	1	0.2%
Assault With Intent To Rape	2	0.4%	37	4049	1	0.2%	2	0.4%	1	0.2%
Criminal Sexual Conduct - 1st Degree	1	0.2%	50	8246	0	0.0%	0	0.0%	0	0.0%
Aggr.Sexual Exploitation Of A Minor	1	0.2%	40	411	1	0.2%	1	0.2%	1	0.2%
Facilitation of Rape	1	0.2%	43	207	1	0.2%	1	0.2%	1	0.2%

Recommitments of Sex Offenders

by Original Offense Category

Recommitment Offense

Original Offense Category	Aggravated Burglary	Aggravated Rape	Aggravated Robbery	Aggravated Sexual Battery	Crime Against Person	Crime Against Property	Crime Against Society	Domestic Assault	Incest Rape of A Child	Indecent Exposure	Rape	Robbery	Sex Offender Registry Violation	Sexual Battery	Solicitation Of A Minor	Statutory Rape	Technical	Total
Aggravated Rape	0	1	1	2	0	3	4	1	0	1	0	0	1	0	0	1	1	16
Aggravated Sexual Battery	1	0	0	0	1	1	2	0	0	0	0	0	0	0	1	0	0	6
Aggravated Sexual Exploitation Of A Minor	0	0	0	0	0	0	0	0	0	0	0	0	0	0	0	0	1	1
Assault With Intent To Rape	0	0	0	0	0	2	0	0	0	0	0	0	0	0	0	0	0	2
Attempted Aggravated Rape	0	0	0	0	0	0	0	0	1	0	0	0	0	0	0	0	0	1
Attempted Aggravated Sexual Battery	0	0	1	0	0	1	3	0	0	0	0	0	0	0	0	0	4	9
Attempted Rape	0	2	0	0	0	0	4	0	0	0	0	0	0	1	0	1	0	8
Attempted Rape Of A Child	0	0	0	0	0	0	0	0	0	0	0	0	0	0	0	0	0	0
Criminal Exposure HIV	0	0	0	0	0	0	0	0	0	0	0	0	0	0	0	0	0	0
Criminal Sexual Conduct - 1st Degree	0	0	0	0	0	0	0	0	0	0	0	0	0	0	0	0	0	0
Esp. Aggr. Sex Exploitation Of A Minor	0	0	0	0	1	0	0	0	0	0	0	0	0	0	0	0	0	1
Facilitation of Rape	0	0	0	0	0	0	0	1	0	0	0	0	0	0	0	0	0	1
Incest	0	0	0	0	0	0	0	0	0	0	0	0	0	0	0	0	0	0
Promoting Prostitution	0	0	0	0	0	1	3	0	0	0	0	0	0	0	0	0	0	4
Rape	0	0	0	0	0	6	7	0	0	0	2	2	0	0	0	0	4	21
Rape Of A Child	0	0	0	0	0	0	0	0	1	0	0	0	0	0	0	0	0	1
Sexual Battery	0	0	0	1	2	3	6	1	0	0	0	1	0	2	0	0	9	25
Sexual Exploitation of a Minor	0	0	0	0	0	0	0	0	0	0	0	1	0	0	0	0	0	1
Statutory Rape	0	0	0	1	1	3	12	2	0	0	1	2	3	0	0	5	13	43
Total	1	3	2	4	5	20	41	5	2	1	3	6	4	3	1	7	32	140

**Regular Parole
Released Total =**

31

Recommitment Offense Category	Recommitted									
	Total		6 Months		1 Year		2 Year		3 Year	
	#	%	#	%	#	%	#	%	#	%
Burglary	1	3.2%	0	0.0%	0	0.0%	1	8.3%	0	0.0%
Technical	10	32.3%	1	8.3%	7	58.3%	1	8.3%	1	8.3%
Theft < \$500.00	1	3.2%	0	0.0%	0	0.0%	0	0.0%	1	8.3%
Total	12	38.7%	1	8.3%	7	58.3%	2	16.7%	2	16.7%

Rearrested

Rearrested Offense Category	Rearrested									
	Total		6 Months		1 Year		2 Year		3 Year	
	#	%	#	%	#	%	#	%	#	%
Criminal Trespassing	1	3.2%	1	14.3%	0	0.0%	0	0.0%	0	0.0%
Disorderly Conduct	1	3.2%	0	0.0%	0	0.0%	1	14.3%	0	0.0%
Drugs Sell / Deliver	1	3.2%	0	0.0%	0	0.0%	1	14.3%	0	0.0%
Failure To Register as Sex Offender	1	3.2%	0	0.0%	0	0.0%	0	0.0%	1	14.3%
Gambling	1	3.2%	0	0.0%	1	14.3%	0	0.0%	0	0.0%
Simple Assault	1	3.2%	1	14.3%	0	0.0%	0	0.0%	0	0.0%
Technical	1	3.2%	0	0.0%	0	0.0%	1	14.3%	0	0.0%
Total	7	22.6%	2	28.6%	1	14.3%	3	42.9%	1	14.3%

**Mandatory Parole
Released Total =**

4

Recommitment Offense Category	Recommitted									
	Total		6 Months		1 Year		2 Year		3 Year	
	#	%	#	%	#	%	#	%	#	%
Attempted Burglary	1	25.0%	0	0.0%	1	100.0%	0	0.0%	0	0.0%
Total	1	25.0%	0	0.0%	1	100.0%	0	0.0%	0	0.0%

Note: There were no offenders rearrested for the release type of Mandatory Parole.

**Regular Probation
Released Total =**

134

Recommitment Offense Category	Recommitted									
	Total		6 Months		1 Year		2 Year		3 Year	
	#	%	#	%	#	%	#	%	#	%
Attempted Rape	2	1.5%	0	0.0%	1	1.5%	0	0.0%	1	1.5%
Auto Theft	1	0.7%	0	0.0%	1	1.5%	0	0.0%	0	0.0%
Criminal Trespassing	1	0.7%	0	0.0%	0	0.0%	0	0.0%	1	1.5%
Driving on Revoked	1	0.7%	0	0.0%	0	0.0%	1	1.5%	0	0.0%
Driving on Suspended	1	0.7%	0	0.0%	1	1.5%	0	0.0%	0	0.0%
Drugs Sell / Deliver	4	3.0%	0	0.0%	2	3.0%	2	3.0%	0	0.0%
Probation Violation	3	2.2%	0	0.0%	1	1.5%	1	1.5%	1	1.5%
Promoting Prostitution	1	0.7%	0	0.0%	0	0.0%	0	0.0%	1	1.5%
Sexual Battery	1	0.7%	0	0.0%	0	0.0%	1	1.5%	0	0.0%
Technical	50	37.3%	8	12.1%	20	30.3%	16	24.2%	6	9.1%
Trespassing	1	0.7%	1	1.5%	0	0.0%	0	0.0%	0	0.0%
Total	66	49.3%	9	13.6%	26	39.4%	21	31.8%	10	15.2%

Rearrested

Rearrested Offense Category	Rearrested									
	Total		6 Months		1 Year		2 Year		3 Year	
	#	%	#	%	#	%	#	%	#	%
Aggravated Assault	2	1.5%	1	3.7%	1	3.7%	0	0.0%	0	0.0%
Aggravated Robbery	1	0.7%	1	3.7%	0	0.0%	0	0.0%	0	0.0%
Criminal Trespassing	1	0.7%	0	0.0%	0	0.0%	1	3.7%	0	0.0%
Driving on Suspended	3	2.2%	3	11.1%	0	0.0%	0	0.0%	0	0.0%
Drugs Sell / Deliver	1	0.7%	1	3.7%	0	0.0%	0	0.0%	0	0.0%
DUI	1	0.7%	1	3.7%	0	0.0%	0	0.0%	0	0.0%
Failure To Appear	2	1.5%	1	3.7%	0	0.0%	0	0.0%	1	3.7%
Falsify Sex Offender Registry	3	2.2%	0	0.0%	0	0.0%	1	3.7%	2	7.4%
Fugitive From Justice	2	1.5%	0	0.0%	1	3.7%	0	0.0%	1	3.7%
Rape	1	0.7%	0	0.0%	1	3.7%	0	0.0%	0	0.0%
Rape of a Child	1	0.7%	0	0.0%	0	0.0%	1	3.7%	0	0.0%
Stalking	1	0.7%	0	0.0%	0	0.0%	1	3.7%	0	0.0%
Technical	3	2.2%	0	0.0%	2	7.4%	1	3.7%	0	0.0%
Theft < \$500	2	1.5%	1	3.7%	1	3.7%	0	0.0%	0	0.0%
Violate Condition of Release	1	0.7%	0	0.0%	0	0.0%	1	3.7%	0	0.0%
Violate Restraining Order	2	1.5%	1	3.7%	1	3.7%	0	0.0%	0	0.0%
Total	27	20.1%	10	37.0%	7	25.9%	6	22.2%	4	14.8%

Community Correction

Released Total = 24

Recommitment Offense Category	Recommitted									
	Total		6 Months		1 Year		2 Year		3 Year	
	#	%	#	%	#	%	#	%	#	%
Attempted Theft of Property	1	4.2%	1	6.3%	0	0.0%	0	0.0%	0	0.0%
Driving Offense	0	0.0%	0	0.0%	0	0.0%	0	0.0%	0	0.0%
Probation Violation	1	4.2%	0	0.0%	0	0.0%	1	6.3%	0	0.0%
Public Intoxication	1	4.2%	0	0.0%	0	0.0%	1	6.3%	0	0.0%
Statutory Rape	1	4.2%	1	6.3%	0	0.0%	0	0.0%	0	0.0%
Technical	12	50.0%	3	18.8%	6	37.5%	2	12.5%	1	6.3%
Total	16	66.7%	5	31.3%	6	37.5%	4	25.0%	1	6.3%

Rearrested

Rearrested Offense Category	Rearrested									
	Total		6 Months		1 Year		2 Year		3 Year	
	#	%	#	%	#	%	#	%	#	%
Aggravated Assault	1	4.2%	0	0.0%	0	0.0%	0	0.0%	1	16.7%
Criminal Impersonation	1	4.2%	0	0.0%	0	0.0%	0	0.0%	1	16.7%
Driving Offense	2	8.3%	2	33.3%	0	0.0%	0	0.0%	0	0.0%
Technical	2	8.3%	2	33.3%	0	0.0%	0	0.0%	0	0.0%
Total	6	25.0%	4	66.7%	0	0.0%	0	0.0%	2	33.3%

22

Interstate Compact (ISC) Transfer

Released Total = 5

Recommitment Offense Category	Recommitted									
	Total		6 Months		1 Year		2 Year		3 Year	
	#	%	#	%	#	%	#	%	#	%
Indecent Liberties With Child	1	20%	1	50%	0	0%	0	0%	0	0%
Child Pornography	1	20%	0	0%	1	50%	0	0%	0	0%
Total	2	40%	1	50%	1	50%	0	0%	0	0%

Notes:

No offenders were rearrested from the release type of ISC Transfer.

Nine offenders were released due to illness and had no additional criminal justice contact.

Expiration of Sentence

Released Total = 299

Recommitment Offense Category	Recommitted									
	Total		6 Months		1 Year		2 Year		3 Year	
	#	%	#	%	#	%	#	%	#	%
Aggravated Sexual Battery	2	0.7%	0	0.0%	1	2.0%	0	0.0%	1	2.0%
Aggravated Burglary	2	0.7%	0	0.0%	0	0.0%	2	4.1%	0	0.0%
Aggravated Criminal Trespassing	2	0.7%	1	2.0%	0	0.0%	1	2.0%	0	0.0%
Aggravated Rape	1	0.3%	0	0.0%	0	0.0%	0	0.0%	1	2.0%
Aggravated Robbery	1	0.3%	0	0.0%	0	0.0%	0	0.0%	1	2.0%
Burglary	1	0.3%	0	0.0%	0	0.0%	0	0.0%	1	2.0%
Criminal Attempt - Aggravated Burglary	1	0.3%	0	0.0%	0	0.0%	1	2.0%	0	0.0%
Criminal Trespassing	2	0.7%	0	0.0%	1	2.0%	1	2.0%	0	0.0%
Domestic Assault	3	1.0%	0	0.0%	2	4.1%	1	2.0%	0	0.0%
Driving Without Drivers License	1	0.3%	0	0.0%	0	0.0%	1	2.0%	0	0.0%
Drugs Sell / Deliver	1	0.3%	0	0.0%	0	0.0%	1	2.0%	0	0.0%
DUI	1	0.3%	1	2.0%	0	0.0%	0	0.0%	0	0.0%
Failure To Appear	1	0.3%	0	0.0%	1	2.0%	0	0.0%	0	0.0%
Failure To Register as Sex Offender	1	0.3%	1	2.0%	0	0.0%	0	0.0%	0	0.0%
Falsify Sex Offender Registry	1	0.3%	0	0.0%	0	0.0%	0	0.0%	1	2.0%
Habitual Traffic Offender	1	0.3%	0	0.0%	0	0.0%	1	2.0%	0	0.0%
Incest	1	0.3%	0	0.0%	0	0.0%	1	2.0%	0	0.0%
Indecent Exposure	1	0.3%	0	0.0%	0	0.0%	1	2.0%	0	0.0%
Probation Violation	2	0.7%	1	2.0%	0	0.0%	1	2.0%	0	0.0%
Robbery	2	0.7%	0	0.0%	0	0.0%	0	0.0%	2	4.1%
Sexual Assault	1	0.3%	0	0.0%	0	0.0%	0	0.0%	1	2.0%
Shoplifting	1	0.3%	0	0.0%	1	2.0%	0	0.0%	0	0.0%
Solicitation of Minor	1	0.3%	0	0.0%	0	0.0%	1	2.0%	0	0.0%
Solicitation Prostitution	1	0.3%	0	0.0%	1	2.0%	0	0.0%	0	0.0%
Statutory Rape	2	0.7%	1	2.0%	0	0.0%	0	0.0%	1	2.0%
Technical	5	1.7%	1	2.0%	2	4.1%	1	2.0%	1	2.0%
Theft	6	2.0%	0	0.0%	3	6.1%	2	4.1%	1	2.0%
Traffic Offense	1	0.3%	0	0.0%	0	0.0%	1	2.0%	0	0.0%
Trespass	1	0.3%	0	0.0%	1	2.0%	0	0.0%	0	0.0%
Unlawful Possession of Handgun	1	0.3%	0	0.0%	0	0.0%	1	2.0%	0	0.0%
Vandalism	1	0.3%	0	0.0%	0	0.0%	1	2.0%	0	0.0%
Total	49	16.4%	6	12.2%	13	26.5%	19	38.8%	11	22.4%

Expiration of Sentence

Rearrested Offense Category	Rearrested									
	Total		6 Months		1 Year		2 Year		3 Year	
	#	%	#	%	#	%	#	%	#	%
Aggravated Assault	1	0.3%	0	0.0%	1	1.1%	0	0.0%	0	0.0%
Aggravated Criminal Trespassing	1	0.3%	0	0.0%	0	0.0%	1	1.1%	0	0.0%
Aggravated Robbery	1	0.3%	1	1.1%	0	0.0%	0	0.0%	0	0.0%
Assault	3	1.0%	1	1.1%	0	0.0%	1	1.1%	1	1.1%
Bad Checks	1	0.3%	0	0.0%	0	0.0%	1	1.1%	0	0.0%
Battery	1	0.3%	0	0.0%	0	0.0%	0	0.0%	1	1.1%
Child- Accosting Immoral Purposes	1	0.3%	0	0.0%	1	1.1%	0	0.0%	0	0.0%
Computer Fraud	1	0.3%	0	0.0%	0	0.0%	0	0.0%	1	1.1%
Contempt of Court	2	0.7%	1	1.1%	0	0.0%	0	0.0%	0	0.0%
Criminal Trespassing	1	0.3%	0	0.0%	0	0.0%	0	0.0%	1	1.1%
Disorderly	1	0.3%	0	0.0%	1	1.1%	0	0.0%	0	0.0%
Domestic Assault	5	1.7%	0	0.0%	4	4.6%	0	0.0%	1	1.1%
Driving on Revoked	5	1.7%	1	1.1%	1	1.1%	2	2.3%	1	1.1%
Driving On Suspended	3	1.0%	1	1.1%	0	0.0%	0	0.0%	2	2.3%
Driving Without License	2	0.7%	0	0.0%	0	0.0%	0	0.0%	2	2.3%
Drugs Sell / Deliver	10	3.3%	2	2.3%	2	2.3%	3	3.4%	3	3.4%
DUI	8	2.7%	1	1.1%	1	1.1%	4	4.6%	2	2.3%
Failure To Appear	4	1.3%	0	0.0%	1	1.1%	2	2.3%	1	1.1%
Failure To Be Booked	2	0.7%	0	0.0%	0	0.0%	2	2.3%	0	0.0%
Failure To Register as Sex Offender	6	2.0%	1	1.1%	0	0.0%	2	2.3%	3	3.4%
Falsify Sex Offender Registry	6	2.0%	0	0.0%	0	0.0%	3	3.4%	3	3.4%
Felony Possession Weapon	1	0.3%	0	0.0%	0	0.0%	2	2.3%	0	0.0%
Forgery	1	0.3%	1	1.1%	0	0.0%	0	0.0%	0	0.0%
Fugitive From Justice	1	0.3%	0	0.0%	1	1.1%	0	0.0%	0	0.0%
Gambling	1	0.3%	1	1.1%	0	0.0%	0	0.0%	0	0.0%
Harassment	1	0.3%	0	0.0%	1	1.1%	0	0.0%	0	0.0%
Leaving The Scene of Accident	1	0.3%	0	0.0%	0	0.0%	1	1.1%	0	0.0%
Open Container	1	0.3%	0	0.0%	0	0.0%	0	0.0%	1	1.1%
Probation Violation	1	0.3%	0	0.0%	1	1.1%	0	0.0%	0	0.0%
Public Intoxication	3	1.0%	2	2.3%	1	1.1%	0	0.0%	0	0.0%
Rape	1	0.3%	1	1.1%	0	0.0%	0	0.0%	0	0.0%
Sexual Assault	2	0.7%	0	0.0%	0	0.0%	2	2.3%	0	0.0%
Statutory Rape	1	0.3%	0	0.0%	0	0.0%	0	0.0%	1	1.1%
Technical	1	0.3%	0	0.0%	1	1.1%	0	0.0%	0	0.0%
Theft	1	0.3%	1	1.1%	0	0.0%	0	0.0%	0	0.0%
Trespass/Vandalism	3	1.0%	1	1.1%	0	0.0%	1	1.1%	1	1.1%
Violate SOR Monitoring Act	1	0.3%	0	0.0%	1	1.1%	0	0.0%	0	0.0%
Voluntary Manslaughter	1	0.3%	0	0.0%	0	0.0%	1	1.1%	0	0.0%
Total	87	29.1%	16	18.4%	18	20.7%	28	32.2%	25	28.7%

Appendix B - Other Offenders

Demographics of Other Offenders

Released Prisoners who, within 3 years, were --								
Prisoner Characteristics	Released Prisoners Included in the Study	Released Prisoners Included in the Study as a Percentage	Re-Arrested or Recommited	Re-Arrested or Recommited as a Percentage of Total Released	Recommited	Recommited as a Percentage of Total Released	Recommited with a New Offense	Recommited with a New Offense as a Percentage of Total Released
All Released Prisoners Included in the Study	523	100.0%	407	77.8%	270	51.6%	211	40.3%
Gender								
Male	523	100.0%	407	77.8%	270	51.6%	211	40.3%
Female	0	0.0%	0	0.0%	0	0.0%	0	0.0%
Race								
White	246	47.0%	190	36.3%	120	22.9%	97	18.5%
African-American	276	52.8%	216	41.3%	149	28.5%	113	21.6%
American Indian	1	0.2%	1	0.2%	1	0.2%	1	0.2%
Asian	0	0.0%	0	0.0%	0	0.0%	0	0.0%
Ethnicity								
Hispanic	4	0.8%	4	0.8%	0	0.0%	0	0.0%
Non-Hispanic	519	99.2%	403	77.1%	270	51.6%	211	40.3%
Age at Time of Event								
18 - 22	83	15.9%	55	10.5%	31	5.9%	26	5.0%
23 - 27	134	25.6%	102	19.5%	70	13.4%	61	11.7%
28 - 32	81	15.5%	73	14.0%	39	7.5%	27	5.2%
33 - 37	88	16.8%	72	13.8%	53	10.1%	44	8.4%
38 - 42	72	13.8%	54	10.3%	39	7.5%	26	5.0%
43 - 47	31	5.9%	30	5.7%	23	4.4%	17	3.3%
48 - 52	24	4.6%	14	2.7%	9	1.7%	7	1.3%
53 - 57	6	1.1%	5	1.0%	4	0.8%	2	0.4%
58 - 62	3	0.6%	2	0.4%	2	0.4%	1	0.2%
63 - 67	1	0.2%	0	0.0%	0	0.0%	0	0.0%

Rate of Recidivism of State Prisoners Released in 2001 by Original Offense Category

Released Prisoners who, within 3 years, were --

Original Offense Category	Released Prisoners Included in the Study	Released Prisoners Included in the Study as a Percentage	Average Age at Time of Release	Average Number of Days Served Prior to Release	Re-Arrested or Recommitted	Re-Arrested or Recommitted as a Percentage of Total Released	Recomitted	Recomitted as a Percentage of Total Released	Recomitted with a New Offense	Recomitted with a New Offense as a Percentage of Total Released
All Offense Categories	523	100.0%	32	525	407	77.8%	270	51.6%	211	40.3%
Homicide Offenses	20	3.8%	38	2191	12	2.3%	10	1.9%	9	1.7%
1st Degree Murder	3	0.6%	51	6418	1	0.2%	1	0.2%	1	0.2%
2nd Degree Murder	9	1.7%	38	2339	4	0.8%	4	0.8%	3	0.6%
Vehicular Manslaughter	2	0.4%	29	612	2	0.4%	1	0.2%	1	0.2%
Other Homicide	6	1.1%	35	382	5	1.0%	4	0.8%	4	0.8%
Sex Offenses	0	0.0%	0	0	0	0.0%	0	0.0%	0	0.0%
Aggravated Rape	0	0.0%	N/A	N/A	N/A	N/A	N/A	N/A	N/A	N/A
Rape	0	0.0%	N/A	N/A	N/A	N/A	N/A	N/A	N/A	N/A
Aggravated Sexual Battery	0	0.0%	N/A	N/A	N/A	N/A	N/A	N/A	N/A	N/A
Other Sex Offenses	0	0.0%	N/A	N/A	N/A	N/A	N/A	N/A	N/A	N/A
Kidnapping	4	0.8%	28	1893	2	0.4%	2	0.4%	2	0.4%
Arson	3	0.6%	39	725	1	0.2%	1	0.2%	1	0.2%
Robbery Offenses	54	10.3%	31	1023	39	7.5%	27	5.2%	20	3.8%
Aggravated Robbery	37	7.1%	31	1315	27	5.2%	19	3.6%	13	2.5%
Robbery	17	3.3%	32	388	12	2.3%	8	1.5%	7	1.3%
Other Robbery	0	0.0%	N/A	N/A	N/A	N/A	N/A	N/A	N/A	N/A
Drug Offenses	124	23.7%	31	413	104	19.9%	63	12.0%	49	9.4%
Cocaine	90	17.2%	31	490	77	14.7%	49	9.4%	35	6.7%
Schedule II Drugs	11	2.1%	32	364	9	1.7%	5	1.0%	5	1.0%
Other Drugs	23	4.4%	31	133	18	3.4%	9	1.7%	9	1.7%
Assault Offenses	50	9.6%	33	610	38	7.3%	23	4.4%	15	2.9%
Aggravated Assault	43	8.2%	33	646	34	6.5%	20	3.8%	13	2.5%
Other Assault	7	1.3%	35	386	4	0.8%	3	0.6%	2	0.4%
Burglary Offenses	102	19.5%	30	410	87	16.6%	57	10.9%	45	8.6%
Burglary - Habitation	53	10.1%	29	516	47	9.0%	32	6.1%	26	5.0%
Burglary - Non-habitation	32	6.1%	33	369	25	4.8%	15	2.9%	11	2.1%
Other Burglary	17	3.3%	29	156	15	2.9%	10	1.9%	8	1.5%
Theft Offenses	66	12.6%	28	291	51	9.8%	40	7.6%	32	6.1%
Theft - \$1,000+	52	9.9%	28	324	41	7.8%	33	6.3%	28	5.4%
Theft - \$500-999	12	2.3%	29	167	8	1.5%	7	1.3%	4	0.8%
Other Theft	2	0.4%	36	164	2	0.4%	0	0.0%	N/A	N/A
Forgery, Fraud, Embezzlement	20	3.8%	33	136	16	3.1%	12	2.3%	10	1.9%
All Other Offenses	78	14.9%	35	260	56	10.7%	34	6.5%	27	5.2%
Unknown	2	0.4%	40	31	1	0.2%	1	0.2%	1	0.2%

Re-Arrested or Recommitted Time Frame by Original Offense Category

Original Offense Category	Released Prisoners Included in the Study	Released Prisoners Included in the Study as a Percentage	Re-Arrested or Recommited	Re-Arrested or Recommited as a Percentage of Total Released	Re-Arrested or Recommited							
					0-6 Months		6 Months - 1 Year		1-2 Years		2-3 Years	
All Offense Categories	523	100.0%	407	77.8%	106	20.3%	102	19.5%	124	23.7%	75	14.3%
Homicide Offenses	20	3.8%	12	2.3%	2	0.4%	1	0.2%	5	1.0%	4	0.8%
1st Degree Murder	3	0.6%	1	0.2%	0	0.0%	0	0.0%	0	0.0%	1	0.2%
2nd Degree Murder	9	1.7%	4	0.8%	0	0.0%	0	0.0%	3	0.6%	1	0.2%
Vehicular Manslaughter	2	0.4%	2	0.4%	1	0.2%	0	0.0%	0	0.0%	1	0.2%
Other Homicide	6	1.1%	5	1.0%	1	0.2%	1	0.2%	2	0.4%	1	0.2%
Sex Offenses	0	0.0%	0	0.0%	0	0.0%	0	0.0%	0	0.0%	0	0.0%
Aggravated Rape	0	0.0%	N/A	N/A	N/A	N/A	N/A	N/A	N/A	N/A	N/A	N/A
Rape	0	0.0%	N/A	N/A	N/A	N/A	N/A	N/A	N/A	N/A	N/A	N/A
Aggravated Sexual Battery	0	0.0%	N/A	N/A	N/A	N/A	N/A	N/A	N/A	N/A	N/A	N/A
Other Sex Offenses	0	0.0%	N/A	N/A	N/A	N/A	N/A	N/A	N/A	N/A	N/A	N/A
Kidnapping	4	0.8%	2	0.4%	0	0.0%	0	0.0%	1	0.2%	1	0.2%
Arson	3	0.6%	1	0.2%	1	0.2%	0	0.0%	0	0.0%	0	0.0%
Robbery Offenses	54	10.3%	39	7.5%	3	0.6%	21	4.0%	8	1.5%	7	1.3%
Aggravated Robbery	37	7.1%	27	5.2%	3	0.6%	13	2.5%	6	1.1%	5	1.0%
Robbery	17	3.3%	12	2.3%	0	0.0%	8	1.5%	2	0.4%	2	0.4%
Other Robbery	0	0.0%	N/A	N/A	N/A	N/A	N/A	N/A	N/A	N/A	N/A	N/A
Drug Offenses	124	23.7%	104	19.9%	34	6.5%	22	4.2%	32	6.1%	16	3.1%
Cocaine	90	17.2%	77	14.7%	25	4.8%	15	2.9%	25	4.8%	12	2.3%
Schedule II Drugs	11	2.1%	9	1.7%	1	0.2%	3	0.6%	3	0.6%	2	0.4%
Other Drugs	23	4.4%	18	3.4%	8	1.5%	4	0.8%	4	0.8%	2	0.4%
Assault Offenses	50	9.6%	38	7.3%	11	2.1%	5	1.0%	16	3.1%	6	1.1%
Aggravated Assault	43	8.2%	34	6.5%	9	1.7%	4	0.8%	15	2.9%	6	1.1%
Other Assault	7	1.3%	4	0.8%	2	0.4%	1	0.2%	1	0.2%	0	0.0%
Burglary Offenses	102	19.5%	87	16.6%	23	4.4%	25	4.8%	26	5.0%	13	2.5%
Burglary - Habitation	53	10.1%	47	9.0%	10	1.9%	14	2.7%	16	3.1%	7	1.3%
Burglary - Non-habitation	32	6.1%	25	4.8%	10	1.9%	8	1.5%	4	0.8%	3	0.6%
Other Burglary	17	3.3%	15	2.9%	3	0.6%	3	0.6%	6	1.1%	3	0.6%
Theft Offenses	66	12.6%	51	9.8%	10	1.9%	12	2.3%	19	3.6%	10	1.9%
Theft - \$1,000+	52	9.9%	41	7.8%	8	1.5%	9	1.7%	16	3.1%	8	1.5%
Theft - \$500-999	12	2.3%	8	1.5%	2	0.4%	2	0.4%	3	0.6%	1	0.2%
Other Theft	2	0.4%	2	0.4%	0	0.0%	1	0.2%	0	0.0%	1	0.2%
Forgery, Fraud, Embezzlement	20	3.8%	16	3.1%	5	1.0%	2	0.4%	7	1.3%	2	0.4%
All Other Offenses	78	14.9%	56	10.7%	17	3.3%	14	2.7%	9	1.7%	16	3.1%
Unknown	2	0.4%	1	0.2%	0	0.0%	0	0.0%	1	0.2%	0	0.0%

Re-Arrested Time Frame by Original Offense Category

Original Offense Category	Released Prisoners Included in the Study	Released Prisoners Included in the Study as a Percentage	Re-Arrested	Re-Arrested as a Percentage of Total Released	Re-Arrested							
					0-6 Months		6 Months - 1 Year		1-2 Years		2-3 Years	
All Offense Categories	523	100.0%	137	26.2%	52	9.9%	21	4.0%	34	6.5%	30	5.7%
Homicide Offenses	20	3.8%	2	0.4%	1	0.2%	0	0.0%	1	0.2%	0	0.0%
1st Degree Murder	3	0.6%	0	0.0%	0	0.0%	0	0.0%	0	0.0%	0	0.0%
2nd Degree Murder	9	1.7%	0	0.0%	0	0.0%	0	0.0%	0	0.0%	0	0.0%
Vehicular Manslaughter	2	0.4%	1	0.2%	1	0.2%	0	0.0%	0	0.0%	0	0.0%
Other Homicide	6	1.1%	1	0.2%	0	0.0%	0	0.0%	1	0.2%	0	0.0%
Sex Offenses	0	0.0%	0	0.0%	0	0.0%	0	0.0%	0	0.0%	0	0.0%
Aggravated Rape	0	0.0%	N/A	N/A	N/A	N/A	N/A	N/A	N/A	N/A	N/A	N/A
Rape	0	0.0%	N/A	N/A	N/A	N/A	N/A	N/A	N/A	N/A	N/A	N/A
Aggravated Sexual Battery	0	0.0%	N/A	N/A	N/A	N/A	N/A	N/A	N/A	N/A	N/A	N/A
Other Sex Offenses	0	0.0%	N/A	N/A	N/A	N/A	N/A	N/A	N/A	N/A	N/A	N/A
Kidnapping	4	0.8%	0	0.0%	0	0.0%	0	0.0%	0	0.0%	0	0.0%
Arson	3	0.6%	0	0.0%	0	0.0%	0	0.0%	0	0.0%	0	0.0%
Robbery Offenses	54	10.3%	12	2.3%	2	0.4%	6	1.1%	1	0.2%	3	0.6%
Aggravated Robbery	37	7.1%	8	1.5%	2	0.4%	3	0.6%	1	0.2%	2	0.4%
Robbery	17	3.3%	4	0.8%	0	0.0%	3	0.6%	0	0.0%	1	0.2%
Other Robbery	0	0.0%	N/A	N/A	N/A	N/A	N/A	N/A	N/A	N/A	N/A	N/A
Drug Offenses	124	23.7%	41	7.8%	17	3.3%	4	0.8%	13	2.5%	7	1.3%
Cocaine	90	17.2%	28	5.4%	12	2.3%	2	0.4%	9	1.7%	5	1.0%
Schedule II Drugs	11	2.1%	4	0.8%	0	0.0%	1	0.2%	2	0.4%	1	0.2%
Other Drugs	23	4.4%	9	1.7%	5	1.0%	1	0.2%	2	0.4%	1	0.2%
Assault Offenses	50	9.6%	15	2.9%	5	1.0%	0	0.0%	7	1.3%	3	0.6%
Aggravated Assault	43	8.2%	14	2.7%	5	1.0%	0	0.0%	6	1.1%	3	0.6%
Other Assault	7	1.3%	1	0.2%	0	0.0%	0	0.0%	1	0.2%	0	0.0%
Burglary Offenses	102	19.5%	30	5.7%	12	2.3%	6	1.1%	6	1.1%	6	1.1%
Burglary - Habitation	53	10.1%	15	2.9%	5	1.0%	3	0.6%	3	0.6%	4	0.8%
Burglary - Non-habitation	32	6.1%	10	1.9%	5	1.0%	2	0.4%	1	0.2%	2	0.4%
Other Burglary	17	3.3%	5	1.0%	2	0.4%	1	0.2%	2	0.4%	0	0.0%
Theft Offenses	66	12.6%	11	2.1%	3	0.6%	1	0.2%	3	0.6%	4	0.8%
Theft - \$1,000+	52	9.9%	8	1.5%	3	0.6%	0	0.0%	3	0.6%	2	0.4%
Theft - \$500-999	12	2.3%	1	0.2%	0	0.0%	0	0.0%	0	0.0%	1	0.2%
Other Theft	2	0.4%	2	0.4%	0	0.0%	1	0.2%	0	0.0%	1	0.2%
Forgery, Fraud, Embezzlement	20	3.8%	4	0.8%	3	0.6%	0	0.0%	0	0.0%	1	0.2%
All Other Offenses	78	14.9%	22	4.2%	9	1.7%	4	0.8%	3	0.6%	6	1.1%
Unknown	2	0.4%	0	0.0%	0	0.0%	0	0.0%	0	0.0%	0	0.0%

Recommitment Time Frame by Original Offense Category

Original Offense Category	Released Prisoners Included in the Study	Released Prisoners Included in the Study as a Percentage	Recommitted	Recommitted as a Percentage of Total Released	Recommitted							
					0-6 Months		6 Months - 1 Year		1-2 Years		2-3 Years	
All Offense Categories	523	100.0%	270	51.6%	54	10.3%	81	15.5%	90	17.2%	45	8.6%
Homicide Offenses	20	3.8%	10	1.9%	1	0.2%	1	0.2%	4	0.8%	4	0.8%
1st Degree Murder	3	0.6%	1	0.2%	0	0.0%	0	0.0%	0	0.0%	1	0.2%
2nd Degree Murder	9	1.7%	4	0.8%	0	0.0%	0	0.0%	3	0.6%	1	0.2%
Vehicular Manslaughter	2	0.4%	1	0.2%	0	0.0%	0	0.0%	0	0.0%	1	0.2%
Other Homicide	6	1.1%	4	0.8%	1	0.2%	1	0.2%	1	0.2%	1	0.2%
Sex Offenses	0	0.0%	0	0.0%	0	0.0%	0	0.0%	0	0.0%	0	0.0%
Aggravated Rape	0	0.0%	N/A	N/A	N/A	N/A	N/A	N/A	N/A	N/A	N/A	N/A
Rape	0	0.0%	N/A	N/A	N/A	N/A	N/A	N/A	N/A	N/A	N/A	N/A
Aggravated Sexual Battery	0	0.0%	N/A	N/A	N/A	N/A	N/A	N/A	N/A	N/A	N/A	N/A
Other Sex Offenses	0	0.0%	N/A	N/A	N/A	N/A	N/A	N/A	N/A	N/A	N/A	N/A
Kidnapping	4	0.8%	2	0.4%	0	0.0%	0	0.0%	1	0.2%	1	0.2%
Arson	3	0.6%	1	0.2%	1	0.2%	0	0.0%	0	0.0%	0	0.0%
Robbery Offenses	54	10.3%	27	5.2%	1	0.2%	15	2.9%	7	1.3%	4	0.8%
Aggravated Robbery	37	7.1%	19	3.6%	1	0.2%	10	1.9%	5	1.0%	3	0.6%
Robbery	17	3.3%	8	1.5%	0	0.0%	5	1.0%	2	0.4%	1	0.2%
Other Robbery	0	0.0%	N/A	N/A	N/A	N/A	N/A	N/A	N/A	N/A	N/A	N/A
Drug Offenses	124	23.7%	63	12.0%	17	3.3%	18	3.4%	19	3.6%	9	1.7%
Cocaine	90	17.2%	49	9.4%	13	2.5%	13	2.5%	16	3.1%	7	1.3%
Schedule II Drugs	11	2.1%	5	1.0%	1	0.2%	2	0.4%	1	0.2%	1	0.2%
Other Drugs	23	4.4%	9	1.7%	3	0.6%	3	0.6%	2	0.4%	1	0.2%
Assault Offenses	50	9.6%	23	4.4%	6	1.1%	5	1.0%	9	1.7%	3	0.6%
Aggravated Assault	43	8.2%	20	3.8%	4	0.8%	4	0.8%	9	1.7%	3	0.6%
Other Assault	7	1.3%	3	0.6%	2	0.4%	1	0.2%	0	0.0%	0	0.0%
Burglary Offenses	102	19.5%	57	10.9%	11	2.1%	19	3.6%	20	3.8%	7	1.3%
Burglary - Habitation	53	10.1%	32	6.1%	5	1.0%	11	2.1%	13	2.5%	3	0.6%
Burglary - Non-habitation	32	6.1%	15	2.9%	5	1.0%	6	1.1%	3	0.6%	1	0.2%
Other Burglary	17	3.3%	10	1.9%	1	0.2%	2	0.4%	4	0.8%	3	0.6%
Theft Offenses	66	12.6%	40	7.6%	7	1.3%	11	2.1%	16	3.1%	6	1.1%
Theft - \$1,000+	52	9.9%	33	6.3%	5	1.0%	9	1.7%	13	2.5%	6	1.1%
Theft - \$500-999	12	2.3%	7	1.3%	2	0.4%	2	0.4%	3	0.6%	0	0.0%
Other Theft	2	0.4%	0	0.0%	0	0.0%	0	0.0%	0	0.0%	0	0.0%
Forgery, Fraud, Embezzlement	20	3.8%	12	2.3%	2	0.4%	2	0.4%	7	1.3%	1	0.2%
All Other Offenses	78	14.9%	34	6.5%	8	1.5%	10	1.9%	6	1.1%	10	1.9%
Unknown	2	0.4%	1	0.2%	0	0.0%	0	0.0%	1	0.2%	0	0.0%

Rate of Recidivism of State Prisoners Released in 2001 by Original Offense Category

Original Offense Category	Re-Arrest or Recommitment Offense Category																					Total		
	1st Degree Murder	2nd Degree Murder	Aggravated Sexual Battery	Other Sex Offenses	Kidnapping	Aggravated Robbery	Robbery	Other Robbery	Cocaine	Schedule II Drugs	Other Drugs	Aggravated Assault	Other Assault	Burglary - Habitation	Burglary - Non-habitation	Other Burglary	Theft - \$1,000+	Theft - \$500-999	Other Theft	Forgery, Fraud, Embezzlement	All Other Offenses		Technical	
Homicide Offenses	0	0	0	0	0	0	0	0	0	0	1	3	0	0	0	0	0	0	0	0	2	6	12	
1st Degree Murder	0	0	0	0	0	0	0	0	0	0	0	0	0	0	0	0	0	0	0	0	0	1	1	
2nd Degree Murder	0	0	0	0	0	0	0	0	0	0	0	2	0	0	0	0	0	0	0	0	0	2	4	
Vehicular Manslaughter	0	0	0	0	0	0	0	0	0	0	0	0	0	0	0	0	0	0	0	0	2	0	2	
Other Homicide	0	0	0	0	0	0	0	0	0	0	1	1	0	0	0	0	0	0	0	0	0	3	5	
Sex Offenses	0	0	0	0	0	0	0	0	0	0	0	0	0	0	0	0	0	0	0	0	0	0	0	
Aggravated Rape	0	0	0	0	0	0	0	0	0	0	0	0	0	0	0	0	0	0	0	0	0	0	0	
Rape	0	0	0	0	0	0	0	0	0	0	0	0	0	0	0	0	0	0	0	0	0	0	0	
Aggravated Sexual Battery	0	0	0	0	0	0	0	0	0	0	0	0	0	0	0	0	0	0	0	0	0	0	0	
Other Sex Offenses	0	0	0	0	0	0	0	0	0	0	0	0	0	0	0	0	0	0	0	0	0	0	0	
Kidnapping	0	0	0	0	0	0	0	0	0	0	1	0	0	0	0	0	0	0	0	0	0	0	1	2
Arson	0	0	0	0	0	0	0	0	0	0	0	0	0	0	0	0	0	0	0	0	0	0	1	1
Robbery Offenses	1	0	0	0	0	2	0	2	0	0	4	1	0	0	0	0	1	0	0	0	1	15	12	39
Aggravated Robbery	0	0	0	0	0	1	0	1	0	0	3	0	0	0	0	0	0	0	0	0	13	9	27	
Robbery	1	0	0	0	0	1	0	1	0	0	1	1	0	0	0	1	0	0	0	1	2	3	12	
Other Robbery	0	0	0	0	0	0	0	0	0	0	0	0	0	0	0	0	0	0	0	0	0	0	0	
Drug Offenses	1	0	1	0	0	0	1	0	5	3	17	4	3	0	0	0	1	1	4	1	37	25	104	
Cocaine	1	0	1	0	0	0	0	5	3	10	2	2	0	0	0	1	1	3	1	27	20	77		
Schedule II Drugs	0	0	0	0	0	0	1	0	0	4	0	0	0	0	0	0	0	1	0	2	1	9		
Other Drugs	0	0	0	0	0	0	0	0	0	3	2	1	0	0	0	0	0	0	0	8	4	18		
Assault Offenses	0	1	0	1	1	1	1	0	1	5	9	1	0	0	0	0	0	2	0	10	4	38		
Aggravated Assault	0	1	0	1	1	1	1	0	1	4	9	1	0	0	0	0	2	0	9	3	34			
Other Assault	0	0	0	0	0	0	0	0	0	1	1	0	0	0	0	0	0	0	1	1	4			
Burglary Offenses	0	0	0	0	0	2	0	0	1	5	5	1	9	2	4	1	3	11	0	22	20	87		
Burglary - Habitation	0	0	0	0	0	1	0	0	1	2	2	1	8	0	1	1	4	0	10	14	47			
Burglary - Non-habitation	0	0	0	0	0	0	0	0	0	3	2	0	1	2	2	0	1	3	0	9	2	25		
Other Burglary	0	0	0	0	0	1	0	0	0	0	1	0	0	0	1	0	1	4	0	3	4	15		
Theft Offenses	0	0	0	0	0	1	0	0	0	2	3	3	2	0	0	0	1	3	0	20	16	51		
Theft - \$1,000+	0	0	0	0	0	1	0	0	0	2	1	2	1	0	0	0	1	3	0	15	15	41		
Theft - \$500-999	0	0	0	0	0	0	0	0	0	0	2	0	1	0	0	0	0	0	4	1	8			
Other Theft	0	0	0	0	0	0	0	0	0	0	0	1	0	0	0	0	0	0	1	0	2			
Forgery, Fraud, Embezzlement	0	0	0	0	0	0	1	0	0	1	0	1	0	0	0	3	1	1	0	6	2	16		
All Other Offenses	0	0	0	0	0	0	0	0	1	0	4	3	6	1	0	1	0	1	1	0	28	10	56	
Unknown	0	0	0	0	0	0	0	0	0	0	0	0	0	0	0	0	0	0	0	1	0	1		
All Offense Categories	2	1	1	1	1	6	3	2	8	5	40	28	15	12	2	6	5	7	22	2	141	97	407	

Rate of Recidivism of State Prisoners Released in 2001 by Original Offense Category

Original Offense Category	Re-Arrest Offense Category															Total
	Other Sex Offenses	Aggravated Robbery	Robbery	Cocaine	Schedule II Drugs	Other Drugs	Aggravated Assault	Other Assault	Other Burglary	Theft - \$1,000+	Theft - \$500-999	Other Theft	Forgery, Fraud, Embezzlement	All Other Offenses	Technical	
Homicide Offenses	0	0	0	0	0	0	1	0	0	0	0	0	0	1	0	2
1st Degree Murder	0	0	0	0	0	0	0	0	0	0	0	0	0	0	0	0
2nd Degree Murder	0	0	0	0	0	0	0	0	0	0	0	0	0	0	0	0
Vehicular Manslaughter	0	0	0	0	0	0	0	0	0	0	0	0	0	1	0	1
Other Homicide	0	0	0	0	0	0	1	0	0	0	0	0	0	0	0	1
Sex Offenses	0	0	0	0	0	0	0	0	0	0	0	0	0	0	0	0
Aggravated Rape	0	0	0	0	0	0	0	0	0	0	0	0	0	0	0	0
Rape	0	0	0	0	0	0	0	0	0	0	0	0	0	0	0	0
Aggravated Sexual Battery	0	0	0	0	0	0	0	0	0	0	0	0	0	0	0	0
Other Sex Offenses	0	0	0	0	0	0	0	0	0	0	0	0	0	0	0	0
Kidnapping	0	0	0	0	0	0	0	0	0	0	0	0	0	0	0	0
Arson	0	0	0	0	0	0	0	0	0	0	0	0	0	0	0	0
Robbery Offenses	0	2	0	0	0	1	1	0	0	0	0	0	1	7	0	12
Aggravated Robbery	0	1	0	0	0	1	0	0	0	0	0	0	0	6	0	8
Robbery	0	1	0	0	0	0	1	0	0	0	0	0	1	1	0	4
Other Robbery	0	0	0	0	0	0	0	0	0	0	0	0	0	0	0	0
Drug Offenses	0	0	1	1	1	10	3	2	0	1	1	0	1	19	1	41
Cocaine	0	0	0	1	1	5	1	2	0	1	1	0	1	14	1	28
Schedule II Drugs	0	0	1	0	0	2	0	0	0	0	0	0	0	1	0	4
Other Drugs	0	0	0	0	0	3	2	0	0	0	0	0	0	4	0	9
Assault Offenses	1	1	1	0	1	2	2	1	0	0	0	1	0	5	0	15
Aggravated Assault	1	1	1	0	0	2	2	1	0	0	0	1	0	5	0	14
Other Assault	0	0	0	0	1	0	0	0	0	0	0	0	0	0	0	1
Burglary Offenses	0	0	0	1	1	3	3	1	1	1	0	5	0	14	0	30
Burglary - Habitation	0	0	0	1	1	1	2	1	0	1	0	1	0	7	0	15
Burglary - Non-habitation	0	0	0	0	0	2	1	0	1	0	0	1	0	5	0	10
Other Burglary	0	0	0	0	0	0	0	0	0	0	0	3	0	2	0	5
Theft Offenses	0	0	0	0	0	0	0	2	0	0	0	1	0	7	1	11
Theft - \$1,000+	0	0	0	0	0	0	0	1	0	0	0	1	0	5	1	8
Theft - \$500-999	0	0	0	0	0	0	0	0	0	0	0	0	0	1	0	1
Other Theft	0	0	0	0	0	0	0	1	0	0	0	0	0	1	0	2
Forgery, Fraud, Embezzlement	0	0	0	0	0	1	0	0	0	0	0	0	0	3	0	4
All Other Offenses	0	0	0	0	0	3	2	3	0	0	0	0	0	14	0	22
Unknown	0	0	0	0	0	0	0	0	0	0	0	0	0	0	0	0
All Offense Categories	1	3	2	2	3	20	12	9	1	2	1	7	2	70	2	137

Rate of Recidivism of State Prisoners Released in 2001 by Original Offense Category

Original Offense Category	Recommitment Offense Category																				
	1st Degree Murder	2nd Degree Murder	Aggravated Sexual Battery	Kidnapping	Aggravated Robbery	Robbery	Other Robbery	Cocaine	Schedule II Drugs	Other Drugs	Aggravated Assault	Other Assault	Burglary - Habitation	Burglary - Non-Habitation	Other Burglary	Theft - \$1,000+	Theft - \$500-999	Other Theft	All Other Offenses	Technical	Total
Homicide Offenses	0	0	0	0	0	0	0	0	0	1	2	0	0	0	0	0	0	0	1	6	10
1st Degree Murder	0	0	0	0	0	0	0	0	0	0	0	0	0	0	0	0	0	0	0	1	1
2nd Degree Murder	0	0	0	0	0	0	0	0	0	0	2	0	0	0	0	0	0	0	0	2	4
Vehicular Manslaughter	0	0	0	0	0	0	0	0	0	0	0	0	0	0	0	0	0	0	1	0	1
Other Homicide	0	0	0	0	0	0	0	0	0	1	0	0	0	0	0	0	0	0	0	3	4
Sex Offenses	0	0	0	0	0	0	0	0	0	0	0	0	0	0	0	0	0	0	0	0	0
Aggravated Rape	0	0	0	0	0	0	0	0	0	0	0	0	0	0	0	0	0	0	0	0	0
Rape	0	0	0	0	0	0	0	0	0	0	0	0	0	0	0	0	0	0	0	0	0
Aggravated Sexual Battery	0	0	0	0	0	0	0	0	0	0	0	0	0	0	0	0	0	0	0	0	0
Other Sex Offenses	0	0	0	0	0	0	0	0	0	0	0	0	0	0	0	0	0	0	0	0	0
Kidnapping	0	0	0	0	0	0	0	0	0	1	0	0	0	0	0	0	0	0	0	1	2
Arson	0	0	0	0	0	0	0	0	0	0	0	0	0	0	0	0	0	0	0	1	1
Robbery Offenses	1	0	0	0	0	0	2	0	0	3	0	0	0	0	1	0	0	0	8	12	27
Aggravated Robbery	0	0	0	0	0	0	1	0	0	2	0	0	0	0	0	0	0	0	7	9	19
Robbery	1	0	0	0	0	0	1	0	0	1	0	0	0	0	1	0	0	0	1	3	8
Other Robbery	0	0	0	0	0	0	0	0	0	0	0	0	0	0	0	0	0	0	0	0	0
Drug Offenses	1	0	1	0	0	0	0	4	2	7	1	1	0	0	0	0	0	4	18	24	63
Cocaine	1	0	1	0	0	0	0	4	2	5	1	0	0	0	0	0	0	3	13	19	49
Schedule II Drugs	0	0	0	0	0	0	0	0	0	2	0	0	0	0	0	0	0	1	1	1	5
Other Drugs	0	0	0	0	0	0	0	0	0	0	0	1	0	0	0	0	0	0	4	4	9
Assault Offenses	0	1	0	1	0	0	0	1	0	3	7	0	0	0	0	0	0	1	5	4	23
Aggravated Assault	0	1	0	1	0	0	0	1	0	2	7	0	0	0	0	0	0	1	4	3	20
Other Assault	0	0	0	0	0	0	0	0	0	1	0	0	0	0	0	0	0	0	1	1	3
Burglary Offenses	0	0	0	0	2	0	0	0	0	2	2	0	9	2	3	0	3	6	8	20	57
Burglary - Habitation	0	0	0	0	1	0	0	0	0	1	0	0	8	0	1	0	1	3	3	14	32
Burglary - Non-habitation	0	0	0	0	0	0	0	0	0	1	1	0	1	2	1	0	1	2	4	2	15
Other Burglary	0	0	0	0	1	0	0	0	0	0	1	0	0	0	1	0	1	1	1	4	10
Theft Offenses	0	0	0	0	1	0	0	0	0	2	3	1	2	0	0	0	1	2	13	15	40
Theft - \$1,000+	0	0	0	0	1	0	0	0	0	2	1	1	1	0	0	0	1	2	10	14	33
Theft - \$500-999	0	0	0	0	0	0	0	0	0	0	2	0	1	0	0	0	0	3	1	7	7
Other Theft	0	0	0	0	0	0	0	0	0	0	0	0	0	0	0	0	0	0	0	0	0
Forgery, Fraud, Embezzlement	0	0	0	0	0	1	0	0	0	0	0	1	0	0	0	3	1	1	3	2	12
All Other Offenses	0	0	0	0	0	0	0	1	0	1	1	3	1	0	1	0	1	1	14	10	34
Unknown	0	0	0	0	0	0	0	0	0	0	0	0	0	0	0	0	0	0	1	0	1
All Offense Categories	2	1	1	1	3	1	2	6	2	20	16	6	12	2	5	3	6	15	71	95	270

Re-Arrested Time Frame by Original Offense Category Released to Parole

Original Offense Category	Released Prisoners Included in the Study	Released Prisoners Included in the Study as a Percentage	Re-Arrested	Re-Arrested as a Percentage	Re-Arrested							
					0-6 Months		6 Months - 1 Year		1-2 Years		2-3 Years	
All Offense Categories	142	100.0%	26	18.3%	9	6.3%	2	1.4%	9	6.3%	6	4.2%
Homicide Offenses	11	7.7%	1	0.0%	0	0.0%	0	0.0%	1	0.7%	0	0.0%
1st Degree Murder	3	2.1%	0	0.0%	0	0.0%	0	0.0%	0	0.0%	0	0.0%
2nd Degree Murder	5	3.5%	0	0.0%	0	0.0%	0	0.0%	0	0.0%	0	0.0%
Vehicular Manslaughter	0	0.0%	0	0.0%	0	0.0%	0	0.0%	0	0.0%	0	0.0%
Other Homicide	3	2.1%	1	0.7%	0	0.0%	0	0.0%	1	0.7%	0	0.0%
Sex Offenses	0	0.0%	0	0.0%	0	0.0%	0	0.0%	0	0.0%	0	0.0%
Aggravated Rape	0	0.0%	N/A	N/A	N/A	N/A	N/A	N/A	N/A	N/A	N/A	N/A
Rape	0	0.0%	N/A	N/A	N/A	N/A	N/A	N/A	N/A	N/A	N/A	N/A
Aggravated Sexual Battery	0	0.0%	N/A	N/A	N/A	N/A	N/A	N/A	N/A	N/A	N/A	N/A
Other Sex Offenses	0	0.0%	N/A	N/A	N/A	N/A	N/A	N/A	N/A	N/A	N/A	N/A
Kidnapping	1	0.7%	0	0.0%	0	0.0%	0	0.0%	0	0.0%	0	0.0%
Arson	2	1.4%	0	0.0%	0	0.0%	0	0.0%	0	0.0%	0	0.0%
Robbery Offenses	33	23.2%	5	3.5%	1	0.7%	1	0.7%	1	0.7%	2	1.4%
Aggravated Robbery	27	19.0%	5	3.5%	1	0.7%	1	0.7%	1	0.7%	2	1.4%
Robbery	6	4.2%	0	0.0%	0	0.0%	0	0.0%	0	0.0%	0	0.0%
Other Robbery	0	0.0%	N/A	N/A	N/A	N/A	N/A	N/A	N/A	N/A	N/A	N/A
Drug Offenses	41	28.9%	12	8.5%	4	2.8%	0	0.0%	6	4.2%	2	1.4%
Cocaine	37	26.1%	10	7.0%	4	2.8%	0	0.0%	4	2.8%	2	1.4%
Schedule II Drugs	3	2.1%	1	0.7%	0	0.0%	0	0.0%	1	0.7%	0	0.0%
Other Drugs	1	0.7%	1	0.7%	0	0.0%	0	0.0%	1	0.7%	0	0.0%
Assault Offenses	4	2.8%	0	0.0%	0	0.0%	0	0.0%	0	0.0%	0	0.0%
Aggravated Assault	4	2.8%	0	0.0%	0	0.0%	0	0.0%	0	0.0%	0	0.0%
Other Assault	0	0.0%	0	0.0%	0	0.0%	0	0.0%	0	0.0%	0	0.0%
Burglary Offenses	20	14.1%	4	2.8%	2	1.4%	1	0.7%	0	0.0%	1	0.7%
Burglary - Habitation	14	9.9%	2	1.4%	1	0.7%	1	0.7%	0	0.0%	0	0.0%
Burglary - Non-habitation	6	4.2%	2	1.4%	1	0.7%	0	0.0%	0	0.0%	1	0.7%
Other Burglary	0	0.0%	0	0.0%	0	0.0%	0	0.0%	0	0.0%	0	0.0%
Theft Offenses	18	12.7%	4	2.8%	2	1.4%	0	0.0%	1	0.7%	1	0.7%
Theft - \$1,000+	16	11.3%	3	2.1%	2	1.4%	0	0.0%	1	0.7%	0	0.0%
Theft - \$500-999	1	0.7%	0	0.0%	0	0.0%	0	0.0%	0	0.0%	0	0.0%
Other Theft	1	0.7%	1	0.7%	0	0.0%	0	0.0%	0	0.0%	1	0.7%
Forgery, Fraud, Embezzlement	2	1.4%	0	0.0%	0	0.0%	0	0.0%	0	0.0%	0	0.0%
All Other Offenses	10	7.0%	0	0.0%	0	0.0%	0	0.0%	0	0.0%	0	0.0%
Unknown	0	0.0%	0	0.0%	0	0.0%	0	0.0%	0	0.0%	0	0.0%

Re-Arrested Time Frame by Original Offense Category Released to Probation

Original Offense Category	Released Prisoners Included in the Study	Released Prisoners Included in the Study as a Percentage	Re-Arrested	Re-Arrested as a Percentage	Re-Arrested							
					0-6 Months	6 Months - 1 Year	1-2 Years	2-3 Years	0-6 Months	6 Months - 1 Year	1-2 Years	2-3 Years
All Offense Categories	191	100.0%	52	27.2%	24	12.6%	7	3.7%	7	3.7%	14	7.3%
Homicide Offenses	2	1.0%	0	0.0%	0	0.0%	0	0.0%	0	0.0%	0	0.0%
1st Degree Murder	0	0.0%	0	0.0%	0	0.0%	0	0.0%	0	0.0%	0	0.0%
2nd Degree Murder	0	0.0%	0	0.0%	0	0.0%	0	0.0%	0	0.0%	0	0.0%
Vehicular Manslaughter	1	0.5%	0	0.0%	0	0.0%	0	0.0%	0	0.0%	0	0.0%
Other Homicide	1	0.5%	0	0.0%	0	0.0%	0	0.0%	0	0.0%	0	0.0%
Sex Offenses	0	0.0%	0	0.0%	0	0.0%	0	0.0%	0	0.0%	0	0.0%
Aggravated Rape	0	0.0%	N/A	N/A	N/A	N/A	N/A	N/A	N/A	N/A	N/A	N/A
Rape	0	0.0%	N/A	N/A	N/A	N/A	N/A	N/A	N/A	N/A	N/A	N/A
Aggravated Sexual Battery	0	0.0%	N/A	N/A	N/A	N/A	N/A	N/A	N/A	N/A	N/A	N/A
Other Sex Offenses	0	0.0%	N/A	N/A	N/A	N/A	N/A	N/A	N/A	N/A	N/A	N/A
Kidnapping	1	0.5%	0	0.0%	0	0.0%	0	0.0%	0	0.0%	0	0.0%
Arson	0	0.0%	0	0.0%	0	0.0%	0	0.0%	0	0.0%	0	0.0%
Robbery Offenses	8	4.2%	3	1.6%	1	0.5%	1	0.5%	0	0.0%	1	0.5%
Aggravated Robbery	3	1.6%	1	0.0%	1	0.5%	0	0.0%	0	0.0%	0	0.0%
Robbery	5	2.6%	2	0.0%	0	0.0%	1	0.5%	0	0.0%	1	0.5%
Other Robbery	0	0.0%	N/A	N/A	N/A	N/A	N/A	N/A	N/A	N/A	N/A	N/A
Drug Offenses	44	23.0%	15	7.9%	7	3.7%	2	1.0%	3	1.6%	3	1.6%
Cocaine	25	13.1%	8	0.0%	3	1.6%	1	0.5%	2	1.0%	2	1.0%
Schedule II Drugs	3	1.6%	1	0.0%	0	0.0%	1	0.5%	0	0.0%	0	0.0%
Other Drugs	16	8.4%	6	0.0%	4	2.1%	0	0.0%	1	0.5%	1	0.5%
Assault Offenses	20	10.5%	4	2.1%	1	0.5%	0	0.0%	1	0.5%	2	1.0%
Aggravated Assault	16	8.4%	4	0.0%	1	0.5%	0	0.0%	1	0.5%	2	1.0%
Other Assault	4	2.1%	0	0.0%	0	0.0%	0	0.0%	0	0.0%	0	0.0%
Burglary Offenses	31	16.2%	7	3.7%	5	2.6%	1	0.5%	1	0.5%	0	0.0%
Burglary - Habitation	11	5.8%	2	0.0%	1	0.5%	1	0.5%	0	0.0%	0	0.0%
Burglary - Non-habitation	11	5.8%	3	0.0%	3	1.6%	0	0.0%	0	0.0%	0	0.0%
Other Burglary	9	4.7%	2	0.0%	1	0.5%	0	0.0%	1	0.5%	0	0.0%
Theft Offenses	26	13.6%	7	3.7%	1	0.5%	1	0.5%	2	1.0%	3	1.6%
Theft - \$1,000+	16	8.4%	5	0.0%	1	0.5%	0	0.0%	2	1.0%	2	1.0%
Theft - \$500-999	9	4.7%	1	0.0%	0	0.0%	0	0.0%	0	0.0%	1	0.5%
Other Theft	1	0.5%	1	0.0%	0	0.0%	1	0.5%	0	0.0%	0	0.0%
Forgery, Fraud, Embezzlement	12	6.3%	3	1.6%	2	1.0%	0	0.0%	0	0.0%	1	0.5%
All Other Offenses	45	23.6%	13	6.8%	7	3.7%	2	1.0%	0	0.0%	4	2.1%
Unknown	2	1.0%	0	0.0%	0	0.0%	0	0.0%	0	0.0%	0	0.0%

Re-Arrested Time Frame by Original Offense Category Released to Community Corrections

Original Offense Category	Released Prisoners Included in the Study	Released Prisoners Included in the Study as a Percentage	Re-Arrested	Re-Arrested as a Percentage	Re-Arrested							
					0-6 Months		6 Months - 1 Year		1-2 Years		2-3 Years	
All Offense Categories	38	100.0%	10	26.3%	6	15.8%	0	0.0%	3	7.9%	1	2.6%
Homicide Offenses	1	2.6%	0	0.0%	0	0.0%	0	0.0%	0	0.0%	0	0.0%
1st Degree Murder	0	0.0%	0	0.0%	0	0.0%	0	0.0%	0	0.0%	0	0.0%
2nd Degree Murder	0	0.0%	0	0.0%	0	0.0%	0	0.0%	0	0.0%	0	0.0%
Vehicular Manslaughter	0	0.0%	0	0.0%	0	0.0%	0	0.0%	0	0.0%	0	0.0%
Other Homicide	1	2.6%	0	0.0%	0	0.0%	0	0.0%	0	0.0%	0	0.0%
Sex Offenses	0	0.0%	0	0.0%	0	0.0%	0	0.0%	0	0.0%	0	0.0%
Aggravated Rape	0	0.0%	N/A	N/A	N/A	N/A	N/A	N/A	N/A	N/A	N/A	N/A
Rape	0	0.0%	N/A	N/A	N/A	N/A	N/A	N/A	N/A	N/A	N/A	N/A
Aggravated Sexual Battery	0	0.0%	N/A	N/A	N/A	N/A	N/A	N/A	N/A	N/A	N/A	N/A
Other Sex Offenses	0	0.0%	N/A	N/A	N/A	N/A	N/A	N/A	N/A	N/A	N/A	N/A
Kidnapping	0	0.0%	0	0.0%	0	0.0%	0	0.0%	0	0.0%	0	0.0%
Arson	0	0.0%	0	0.0%	0	0.0%	0	0.0%	0	0.0%	0	0.0%
Robbery Offenses	0	0.0%	0	0.0%	0	0.0%	0	0.0%	0	0.0%	0	0.0%
Aggravated Robbery	0	0.0%	0	0.0%	0	0.0%	0	0.0%	0	0.0%	0	0.0%
Robbery	0	0.0%	0	0.0%	0	0.0%	0	0.0%	0	0.0%	0	0.0%
Other Robbery	0	0.0%	N/A	N/A	N/A	N/A	N/A	N/A	N/A	N/A	N/A	N/A
Drug Offenses	13	34.2%	5	13.2%	2	5.3%	0	0.0%	2	5.3%	1	2.6%
Cocaine	9	23.7%	5	0.0%	2	5.3%	0	0.0%	2	5.3%	1	2.6%
Schedule II Drugs	1	2.6%	0	0.0%	0	0.0%	0	0.0%	0	0.0%	0	0.0%
Other Drugs	3	7.9%	0	0.0%	0	0.0%	0	0.0%	0	0.0%	0	0.0%
Assault Offenses	1	2.6%	1	2.6%	1	2.6%	0	0.0%	0	0.0%	0	0.0%
Aggravated Assault	1	2.6%	1	0.0%	1	2.6%	0	0.0%	0	0.0%	0	0.0%
Other Assault	0	0.0%	0	0.0%	0	0.0%	0	0.0%	0	0.0%	0	0.0%
Burglary Offenses	7	18.4%	3	7.9%	2	5.3%	0	0.0%	1	2.6%	0	0.0%
Burglary - Habitation	5	13.2%	2	0.0%	1	2.6%	0	0.0%	1	2.6%	0	0.0%
Burglary - Non-habitation	2	5.3%	1	0.0%	1	2.6%	0	0.0%	0	0.0%	0	0.0%
Other Burglary	0	0.0%	0	0.0%	0	0.0%	0	0.0%	0	0.0%	0	0.0%
Theft Offenses	8	21.1%	0	0.0%	0	0.0%	0	0.0%	0	0.0%	0	0.0%
Theft - \$1,000+	8	21.1%	0	0.0%	0	0.0%	0	0.0%	0	0.0%	0	0.0%
Theft - \$500-999	0	0.0%	0	0.0%	0	0.0%	0	0.0%	0	0.0%	0	0.0%
Other Theft	0	0.0%	0	0.0%	0	0.0%	0	0.0%	0	0.0%	0	0.0%
Forgery, Fraud, Embezzlement	4	10.5%	1	2.6%	1	2.6%	0	0.0%	0	0.0%	0	0.0%
All Other Offenses	4	10.5%	0	0.0%	0	0.0%	0	0.0%	0	0.0%	0	0.0%
Unknown	0	0.0%	0	0.0%	0	0.0%	0	0.0%	0	0.0%	0	0.0%

Re-Arrested Time Frame by Original Offense Category Released to Expiration of Sentence

Original Offense Category	Released Prisoners Included in the Study	Released Prisoners Included in the Study as a Percentage	Re-Arrested	Re-Arrested as a Percentage	Re-Arrested							
					0-6 Months	6 Months - 1 Year	1-2 Years	2-3 Years				
All Offense Categories	149	100.0%	48	32.2%	13	8.7%	12	8.1%	15	10.1%	8	5.4%
Homicide Offenses	6	4.0%	1	0.7%	1	0.7%	0	0.0%	0	0.0%	0	0.0%
1st Degree Murder	0	0.0%	0	0.0%	0	0.0%	0	0.0%	0	0.0%	0	0.0%
2nd Degree Murder	4	2.7%	0	0.0%	0	0.0%	0	0.0%	0	0.0%	0	0.0%
Vehicular Manslaughter	1	0.7%	1	0.7%	1	0.7%	0	0.0%	0	0.0%	0	0.0%
Other Homicide	1	0.7%	0	0.0%	0	0.0%	0	0.0%	0	0.0%	0	0.0%
Sex Offenses	0	0.0%	0	0.0%	0	0.0%	0	0.0%	0	0.0%	0	0.0%
Aggravated Rape	0	0.0%	N/A	N/A	N/A	N/A	N/A	N/A	N/A	N/A	N/A	N/A
Rape	0	0.0%	N/A	N/A	N/A	N/A	N/A	N/A	N/A	N/A	N/A	N/A
Aggravated Sexual Battery	0	0.0%	N/A	N/A	N/A	N/A	N/A	N/A	N/A	N/A	N/A	N/A
Other Sex Offenses	0	0.0%	N/A	N/A	N/A	N/A	N/A	N/A	N/A	N/A	N/A	N/A
Kidnapping	2	1.3%	0	0.0%	0	0.0%	0	0.0%	0	0.0%	0	0.0%
Arson	1	0.7%	0	0.0%	0	0.0%	0	0.0%	0	0.0%	0	0.0%
Robbery Offenses	13	8.7%	4	2.7%	0	0.0%	4	2.7%	0	0.0%	0	0.0%
Aggravated Robbery	7	4.7%	2	1.3%	0	0.0%	2	1.3%	0	0.0%	0	0.0%
Robbery	6	4.0%	2	1.3%	0	0.0%	2	1.3%	0	0.0%	0	0.0%
Other Robbery	0	0.0%	N/A	N/A	N/A	N/A	N/A	N/A	N/A	N/A	N/A	N/A
Drug Offenses	25	16.8%	9	6.0%	4	2.7%	2	1.3%	2	1.3%	1	0.7%
Cocaine	19	12.8%	5	3.4%	3	2.0%	1	0.7%	1	0.7%	0	0.0%
Schedule II Drugs	3	2.0%	2	1.3%	0	0.0%	0	0.0%	1	0.7%	1	0.7%
Other Drugs	3	2.0%	2	1.3%	1	0.7%	1	0.7%	0	0.0%	0	0.0%
Assault Offenses	25	16.8%	10	6.7%	3	2.0%	0	0.0%	6	4.0%	1	0.7%
Aggravated Assault	22	14.8%	9	6.0%	3	2.0%	0	0.0%	5	3.4%	1	0.7%
Other Assault	3	2.0%	1	0.7%	0	0.0%	0	0.0%	1	0.7%	0	0.0%
Burglary Offenses	42	28.2%	15	10.1%	3	2.0%	4	2.7%	4	2.7%	4	2.7%
Burglary - Habitation	22	14.8%	8	5.4%	2	1.3%	1	0.7%	2	1.3%	3	2.0%
Burglary - Non-habitation	13	8.7%	4	2.7%	0	0.0%	2	1.3%	1	0.7%	1	0.7%
Other Burglary	7	4.7%	3	2.0%	1	0.7%	1	0.7%	1	0.7%	0	0.0%
Theft Offenses	14	9.4%	0	0.0%	0	0.0%	0	0.0%	0	0.0%	0	0.0%
Theft - \$1,000+	12	8.1%	0	0.0%	0	0.0%	0	0.0%	0	0.0%	0	0.0%
Theft - \$500-999	2	1.3%	0	0.0%	0	0.0%	0	0.0%	0	0.0%	0	0.0%
Other Theft	0	0.0%	0	0.0%	0	0.0%	0	0.0%	0	0.0%	0	0.0%
Forgery, Fraud, Embezzlement	2	1.3%	0	0.0%	0	0.0%	0	0.0%	0	0.0%	0	0.0%
All Other Offenses	19	12.8%	9	6.0%	2	1.3%	2	1.3%	3	2.0%	2	1.3%
Unknown	0	0.0%	0	0.0%	0	0.0%	0	0.0%	0	0.0%	0	0.0%

Recommitment Time Frame by Original Offense Category Released to Parole

Original Offense Category	Released Prisoners Included in the Study	Released Prisoners Included in the Study as a Percentage	Recommitted	Recommitted as a Percentage	Recommitted							
					0-6 Months	6 Months - 1 Year	1-2 Years	2-3 Years				
All Offense Categories	142	100.0%	79	55.6%	13	9.2%	28	19.7%	25	17.6%	13	9.2%
Homicide Offenses	11	7.7%	5	3.5%	0	0.0%	0	0.0%	3	2.1%	2	1.4%
1st Degree Murder	3	2.1%	1	0.7%	0	0.0%	0	0.0%	0	0.0%	1	0.7%
2nd Degree Murder	5	3.5%	3	2.1%	0	0.0%	0	0.0%	2	1.4%	1	0.7%
Vehicular Manslaughter	0	0.0%	0	0.0%	0	0.0%	0	0.0%	0	0.0%	0	0.0%
Other Homicide	3	2.1%	1	0.7%	0	0.0%	0	0.0%	1	0.7%	0	0.0%
Sex Offenses	0	0.0%	0	0.0%	0	0.0%	0	0.0%	0	0.0%	0	0.0%
Aggravated Rape	0	0.0%	N/A	N/A	N/A	N/A	N/A	N/A	N/A	N/A	N/A	N/A
Rape	0	0.0%	N/A	N/A	N/A	N/A	N/A	N/A	N/A	N/A	N/A	N/A
Aggravated Sexual Battery	0	0.0%	N/A	N/A	N/A	N/A	N/A	N/A	N/A	N/A	N/A	N/A
Other Sex Offenses	0	0.0%	N/A	N/A	N/A	N/A	N/A	N/A	N/A	N/A	N/A	N/A
Kidnapping	1	0.7%	1	0.7%	0	0.0%	0	0.0%	0	0.0%	1	0.7%
Arson	2	1.4%	1	0.7%	1	0.7%	0	0.0%	0	0.0%	0	0.0%
Robbery Offenses	33	23.2%	17	12.0%	0	0.0%	10	7.0%	4	2.8%	3	2.1%
Aggravated Robbery	27	19.0%	13	9.2%	0	0.0%	6	4.2%	4	2.8%	3	2.1%
Robbery	6	4.2%	4	2.8%	0	0.0%	4	2.8%	0	0.0%	0	0.0%
Other Robbery	0	0.0%	N/A	N/A	N/A	N/A	N/A	N/A	N/A	N/A	N/A	N/A
Drug Offenses	41	28.9%	21	14.8%	4	2.8%	6	4.2%	8	5.6%	3	2.1%
Cocaine	37	26.1%	21	14.8%	4	2.8%	6	4.2%	8	5.6%	3	2.1%
Schedule II Drugs	3	2.1%	0	0.0%	0	0.0%	0	0.0%	0	0.0%	0	0.0%
Other Drugs	1	0.7%	0	0.0%	0	0.0%	0	0.0%	0	0.0%	0	0.0%
Assault Offenses	4	2.8%	2	1.4%	0	0.0%	1	0.7%	1	0.7%	0	0.0%
Aggravated Assault	4	2.8%	2	1.4%	0	0.0%	1	0.7%	1	0.7%	0	0.0%
Other Assault	0	0.0%	0	0.0%	0	0.0%	0	0.0%	0	0.0%	0	0.0%
Burglary Offenses	20	14.1%	14	9.9%	3	2.1%	7	4.9%	2	1.4%	2	1.4%
Burglary - Habitation	14	9.9%	12	8.5%	3	2.1%	5	3.5%	2	1.4%	2	1.4%
Burglary - Non-habitation	6	4.2%	2	1.4%	0	0.0%	2	1.4%	0	0.0%	0	0.0%
Other Burglary	0	0.0%	0	0.0%	0	0.0%	0	0.0%	0	0.0%	0	0.0%
Theft Offenses	18	12.7%	10	7.0%	3	2.1%	2	1.4%	4	2.8%	1	0.7%
Theft - \$1,000+	16	11.3%	9	6.3%	2	1.4%	2	1.4%	4	2.8%	1	0.7%
Theft - \$500-999	1	0.7%	1	0.7%	1	0.7%	0	0.0%	0	0.0%	0	0.0%
Other Theft	1	0.7%	0	0.0%	0	0.0%	0	0.0%	0	0.0%	0	0.0%
Forgery, Fraud, Embezzlement	2	1.4%	2	1.4%	1	0.7%	0	0.0%	1	0.7%	0	0.0%
All Other Offenses	10	7.0%	6	4.2%	1	0.7%	2	1.4%	2	1.4%	1	0.7%
Unknown	0	0.0%	0	0.0%	0	0.0%	0	0.0%	0	0.0%	0	0.0%

Recommitment Time Frame by Original Offense Category Released to Probation

Original Offense Category	Released Prisoners Included in the Study	Released Prisoners Included in the Study as a Percentage	Recommitted	Recommitted as a Percentage	Recommitted							
					0-6 Months		6 Months - 1 Year		1-2 Years		2-3 Years	
All Offense Categories	191	100.0%	105	55.0%	23	12.0%	35	18.3%	32	16.8%	15	7.9%
Homicide Offenses	2	1.0%	2	1.0%	1	0.5%	0	0.0%	0	0.0%	1	0.5%
1st Degree Murder	0	0.0%	0	0.0%	0	0.0%	0	0.0%	0	0.0%	0	0.0%
2nd Degree Murder	0	0.0%	0	0.0%	0	0.0%	0	0.0%	0	0.0%	0	0.0%
Vehicular Manslaughter	1	0.5%	1	0.5%	0	0.0%	0	0.0%	0	0.0%	1	0.5%
Other Homicide	1	0.5%	1	0.5%	1	0.5%	0	0.0%	0	0.0%	0	0.0%
Sex Offenses	0	0.0%	0	0.0%	0	0.0%	0	0.0%	0	0.0%	0	0.0%
Aggravated Rape	0	0.0%	N/A	N/A	N/A	N/A	N/A	N/A	N/A	N/A	N/A	N/A
Rape	0	0.0%	N/A	N/A	N/A	N/A	N/A	N/A	N/A	N/A	N/A	N/A
Aggravated Sexual Battery	0	0.0%	N/A	N/A	N/A	N/A	N/A	N/A	N/A	N/A	N/A	N/A
Other Sex Offenses	0	0.0%	N/A	N/A	N/A	N/A	N/A	N/A	N/A	N/A	N/A	N/A
Kidnapping	1	0.5%	1	0.5%	0	0.0%	0	0.0%	1	0.5%	0	0.0%
Arson	0	0.0%	0	0.0%	0	0.0%	0	0.0%	0	0.0%	0	0.0%
Robbery Offenses	8	4.2%	4	2.1%	0	0.0%	3	1.6%	1	0.5%	0	0.0%
Aggravated Robbery	3	1.6%	2	1.0%	0	0.0%	2	1.0%	0	0.0%	0	0.0%
Robbery	5	2.6%	2	1.0%	0	0.0%	1	0.5%	1	0.5%	0	0.0%
Other Robbery	0	0.0%	N/A	N/A	N/A	N/A	N/A	N/A	N/A	N/A	N/A	N/A
Drug Offenses	44	23.0%	24	12.6%	4	2.1%	9	4.7%	7	3.7%	4	2.1%
Cocaine	25	13.1%	15	7.9%	3	1.6%	5	2.6%	5	2.6%	2	1.0%
Schedule II Drugs	3	1.6%	2	1.0%	0	0.0%	1	0.5%	0	0.0%	1	0.5%
Other Drugs	16	8.4%	7	3.7%	1	0.5%	3	1.6%	2	1.0%	1	0.5%
Assault Offenses	20	10.5%	13	6.8%	5	2.6%	4	2.1%	4	2.1%	0	0.0%
Aggravated Assault	16	8.4%	10	5.2%	3	1.6%	3	1.6%	4	2.1%	0	0.0%
Other Assault	4	2.1%	3	1.6%	2	1.0%	1	0.5%	0	0.0%	0	0.0%
Burglary Offenses	31	16.2%	19	9.9%	5	2.6%	4	2.1%	8	4.2%	2	1.0%
Burglary - Habitation	11	5.8%	8	4.2%	1	0.5%	2	1.0%	5	2.6%	0	0.0%
Burglary - Non-habitation	11	5.8%	5	2.6%	3	1.6%	0	0.0%	1	0.5%	1	0.5%
Other Burglary	9	4.7%	6	3.1%	1	0.5%	2	1.0%	2	1.0%	1	0.5%
Theft Offenses	26	13.6%	12	6.3%	1	0.5%	7	3.7%	3	1.6%	1	0.5%
Theft - \$1,000+	16	8.4%	8	4.2%	1	0.5%	5	2.6%	1	0.5%	1	0.5%
Theft - \$500-999	9	4.7%	4	2.1%	0	0.0%	2	1.0%	2	1.0%	0	0.0%
Other Theft	1	0.5%	0	0.0%	0	0.0%	0	0.0%	0	0.0%	0	0.0%
Forgery, Fraud, Embezzlement	12	6.3%	7	3.7%	1	0.5%	2	1.0%	3	1.6%	1	0.5%
All Other Offenses	45	23.6%	22	11.5%	6	3.1%	6	3.1%	4	2.1%	6	3.1%
Unknown	2	1.0%	1	0.5%	0	0.0%	0	0.0%	1	0.5%	0	0.0%

Recommitment Time Frame by Original Offense Category Released to Community Corrections

Original Offense Category	Released Prisoners Included in the Study	Released Prisoners Included in the Study as a Percentage	Recommitted	Recommitted as a Percentage	Recommitted							
					0-6 Months		6 Months - 1 Year		1-2 Years		2-3 Years	
All Offense Categories	38	100.0%	20	52.6%	4	10.5%	6	15.8%	8	21.1%	2	5.3%
Homicide Offenses	1	2.6%	1	2.6%	0	0.0%	1	2.6%	0	0.0%	0	0.0%
1st Degree Murder	0	0.0%	0	0.0%	0	0.0%	0	0.0%	0	0.0%	0	0.0%
2nd Degree Murder	0	0.0%	0	0.0%	0	0.0%	0	0.0%	0	0.0%	0	0.0%
Vehicular Manslaughter	0	0.0%	0	0.0%	0	0.0%	0	0.0%	0	0.0%	0	0.0%
Other Homicide	1	2.6%	1	2.6%	0	0.0%	1	2.6%	0	0.0%	0	0.0%
Sex Offenses	0	0.0%	0	0.0%	0	0.0%	0	0.0%	0	0.0%	0	0.0%
Aggravated Rape	0	0.0%	N/A	N/A	N/A	N/A	N/A	N/A	N/A	N/A	N/A	N/A
Rape	0	0.0%	N/A	N/A	N/A	N/A	N/A	N/A	N/A	N/A	N/A	N/A
Aggravated Sexual Battery	0	0.0%	N/A	N/A	N/A	N/A	N/A	N/A	N/A	N/A	N/A	N/A
Other Sex Offenses	0	0.0%	N/A	N/A	N/A	N/A	N/A	N/A	N/A	N/A	N/A	N/A
Kidnapping	0	0.0%	0	0.0%	0	0.0%	0	0.0%	0	0.0%	0	0.0%
Arson	0	0.0%	0	0.0%	0	0.0%	0	0.0%	0	0.0%	0	0.0%
Robbery Offenses	0	0.0%	0	0.0%	0	0.0%	0	0.0%	0	0.0%	0	0.0%
Aggravated Robbery	0	0.0%	0	0.0%	0	0.0%	0	0.0%	0	0.0%	0	0.0%
Robbery	0	0.0%	0	0.0%	0	0.0%	0	0.0%	0	0.0%	0	0.0%
Other Robbery	0	0.0%	N/A	N/A	N/A	N/A	N/A	N/A	N/A	N/A	N/A	N/A
Drug Offenses	13	34.2%	6	15.8%	3	7.9%	2	5.3%	1	2.6%	0	0.0%
Cocaine	9	23.7%	3	7.9%	1	2.6%	1	2.6%	1	2.6%	0	0.0%
Schedule II Drugs	1	2.6%	1	2.6%	1	2.6%	0	0.0%	0	0.0%	0	0.0%
Other Drugs	3	7.9%	2	5.3%	1	2.6%	1	2.6%	0	0.0%	0	0.0%
Assault Offenses	1	2.6%	0	0.0%	0	0.0%	0	0.0%	0	0.0%	0	0.0%
Aggravated Assault	1	2.6%	0	0.0%	0	0.0%	0	0.0%	0	0.0%	0	0.0%
Other Assault	0	0.0%	0	0.0%	0	0.0%	0	0.0%	0	0.0%	0	0.0%
Burglary Offenses	7	18.4%	4	10.5%	0	0.0%	2	5.3%	2	5.3%	0	0.0%
Burglary - Habitation	5	13.2%	3	7.9%	0	0.0%	1	2.6%	2	5.3%	0	0.0%
Burglary - Non-habitation	2	5.3%	1	2.6%	0	0.0%	1	2.6%	0	0.0%	0	0.0%
Other Burglary	0	0.0%	0	0.0%	0	0.0%	0	0.0%	0	0.0%	0	0.0%
Theft Offenses	8	21.1%	6	15.8%	0	0.0%	1	2.6%	3	7.9%	2	5.3%
Theft - \$1,000+	8	21.1%	6	15.8%	0	0.0%	1	2.6%	3	7.9%	2	5.3%
Theft - \$500-999	0	0.0%	0	0.0%	0	0.0%	0	0.0%	0	0.0%	0	0.0%
Other Theft	0	0.0%	0	0.0%	0	0.0%	0	0.0%	0	0.0%	0	0.0%
Forgery, Fraud, Embezzlement	4	10.5%	2	5.3%	0	0.0%	0	0.0%	2	5.3%	0	0.0%
All Other Offenses	4	10.5%	1	2.6%	1	2.6%	0	0.0%	0	0.0%	0	0.0%
Unknown	0	0.0%	0	0.0%	0	0.0%	0	0.0%	0	0.0%	0	0.0%

Recommitment Time Frame by Original Offense Category Released to Expiration of Sentence

Original Offense Category	Released Prisoners Included in the Study	Released Prisoners Included in the Study as a Percentage	Recommitted	Recommitted as a Percentage	Recommitted							
					0-6 Months	6 Months - 1 Year	1-2 Years	2-3 Years				
All Offense Categories	149	100.0%	64	43.0%	13	8.7%	12	8.1%	25	16.8%	14	9.4%
Homicide Offenses	6	4.0%	2	1.3%	0	0.0%	0	0.0%	1	0.7%	1	0.7%
1st Degree Murder	0	0.0%	0	0.0%	0	0.0%	0	0.0%	0	0.0%	0	0.0%
2nd Degree Murder	4	2.7%	1	0.7%	0	0.0%	0	0.0%	1	0.7%	0	0.0%
Vehicular Manslaughter	1	0.7%	0	0.0%	0	0.0%	0	0.0%	0	0.0%	0	0.0%
Other Homicide	1	0.7%	1	0.7%	0	0.0%	0	0.0%	0	0.0%	1	0.7%
Sex Offenses	0	0.0%	0	0.0%	0	0.0%	0	0.0%	0	0.0%	0	0.0%
Aggravated Rape	0	0.0%	N/A	N/A	N/A	N/A	N/A	N/A	N/A	N/A	N/A	N/A
Rape	0	0.0%	N/A	N/A	N/A	N/A	N/A	N/A	N/A	N/A	N/A	N/A
Aggravated Sexual Battery	0	0.0%	N/A	N/A	N/A	N/A	N/A	N/A	N/A	N/A	N/A	N/A
Other Sex Offenses	0	0.0%	N/A	N/A	N/A	N/A	N/A	N/A	N/A	N/A	N/A	N/A
Kidnapping	2	1.3%	0	0.0%	0	0.0%	0	0.0%	0	0.0%	0	0.0%
Arson	1	0.7%	0	0.0%	0	0.0%	0	0.0%	0	0.0%	0	0.0%
Robbery Offenses	13	8.7%	6	4.0%	1	0.7%	2	1.3%	2	1.3%	1	0.7%
Aggravated Robbery	7	4.7%	4	2.7%	1	0.7%	2	1.3%	1	0.7%	0	0.0%
Robbery	6	4.0%	2	1.3%	0	0.0%	0	0.0%	1	0.7%	1	0.7%
Other Robbery	0	0.0%	N/A	N/A	N/A	N/A	N/A	N/A	N/A	N/A	N/A	N/A
Drug Offenses	25	16.8%	11	7.4%	5	3.4%	1	0.7%	3	2.0%	2	1.3%
Cocaine	19	12.8%	10	6.7%	5	3.4%	1	0.7%	2	1.3%	2	1.3%
Schedule II Drugs	3	2.0%	1	0.7%	0	0.0%	0	0.0%	1	0.7%	0	0.0%
Other Drugs	3	2.0%	0	0.0%	0	0.0%	0	0.0%	0	0.0%	0	0.0%
Assault Offenses	25	16.8%	8	5.4%	1	0.7%	0	0.0%	4	2.7%	3	2.0%
Aggravated Assault	22	14.8%	8	5.4%	1	0.7%	0	0.0%	4	2.7%	3	2.0%
Other Assault	3	2.0%	0	0.0%	0	0.0%	0	0.0%	0	0.0%	0	0.0%
Burglary Offenses	42	28.2%	19	12.8%	3	2.0%	6	4.0%	8	5.4%	2	1.3%
Burglary - Habitation	22	14.8%	9	6.0%	1	0.7%	3	2.0%	4	2.7%	1	0.7%
Burglary - Non-habitation	13	8.7%	7	4.7%	2	1.3%	3	2.0%	2	1.3%	0	0.0%
Other Burglary	7	4.7%	3	2.0%	0	0.0%	0	0.0%	2	1.3%	1	0.7%
Theft Offenses	14	9.4%	12	8.1%	3	2.0%	1	0.7%	6	4.0%	2	1.3%
Theft - \$1,000+	12	8.1%	10	6.7%	2	1.3%	1	0.7%	5	3.4%	2	1.3%
Theft - \$500-999	2	1.3%	2	1.3%	1	0.7%	0	0.0%	1	0.7%	0	0.0%
Other Theft	0	0.0%	0	0.0%	0	0.0%	0	0.0%	0	0.0%	0	0.0%
Forgery, Fraud, Embezzlement	2	1.3%	1	0.7%	0	0.0%	0	0.0%	1	0.7%	0	0.0%
All Other Offenses	19	12.8%	5	3.4%	0	0.0%	2	1.3%	0	0.0%	3	2.0%
Unknown	0	0.0%	0	0.0%	0	0.0%	0	0.0%	0	0.0%	0	0.0%

Definitions

Glossary of Terms:

All Other Offenses - Offenses that are not included in another category. This category includes vandalism, weapon law violations, and misdemeanors such as DUI and bad checks.

Arrest - The apprehension of a person who is charged with having committed a crime

Crimes Against Persons – Victims are always individuals. Some of the offenses included in this category are but are not limited to: assault offenses, homicide offenses, sex offenses and “all other offenses”.

Crimes Against Property – The offender’s intent is to obtain money, property, or some other benefit. Some of the offenses included in this category are, but are not limited to: fraud offenses, larceny / theft offenses, and “all other offenses”.

Crimes Against Society – Represents society’s prohibition against engaging in certain types of activity including but not limited to: gambling, prostitution, drug violations and “all other offenses”.

Community Correction - sentence to a community based alternative to incarceration in accordance with the provisions, including the eligibility requirements, of chapter 36 or Title 40. This program is funded by the Department of Correction and should only be used for defendants who, but for the community corrections program, would be sent to prison.

Criminal History – A report from the National Crime Information Center (NCIC). The report includes criminal justice contacts on a national basis including: arrest, court dispositions and incarceration. This is also known as a “rap sheet”.

Department of Correction (DOC) – The department within state government which is responsible for housing or supervising felony offenders.

Detainer – Notification filed with institution in which a prisoner is serving a sentence, advising that the prisoner is wanted to face pending criminal charges in another jurisdiction.

Expiration Date – The latest possible date of release from a sentence being served.

Interstate Compact – A voluntary agreement between two or more states which is designed to meet common problems of the parties involved, such as transfer of supervised release of prisoners from one state’s supervision to another.

National Crime Information Center (NCIC) – Federal crime information system.

Parole – The conditional and revocable release of an inmate by the Board of Paroles to parole supervision.

Probation - A sentence of confinement which is suspended upon a term of probation supervision.

Recidivism – A return to criminal habits, including persons recommitted for a new offense or for a technical violation. Recidivism does not include persons who have been rearrested.

Recommit – To return to jail or DOC after being released, due to a new offense or technical offense.

Recommitment Offense – A new offense in which an offender is sent back into the criminal justice system after being released for a period of time.

Release Data – The date the offender is actually released from incarceration.

Technical Violation – Failure to comply with the conditions of supervised release from incarceration.

Tennessee Offender Management Information System (TOMIS) – The system used by the TDOC to manage and calculate all active sentences within TDOC.



Tennessee Bureau of Investigation, August 2007
Public Authorization Number 348135, 100 copies
This publication was promulgated at a cost of \$2.01 per copy.